



adf

architectsdatafile.co.uk

09.18

Cover

Green Spine, Melbourne

UNStudio's proposal splits
Australia's tallest tower into
two revealing forms

MAS DE ROCHET, MONTPELLIER

Social housing architecture inspired by local geology

ADARE MANOR, LIMERICK

ReardonSmith drives major extension and restoration
of historic golf resort, ready for the Ryder Cup



Make it
iconic

THE ULTIMATE EXPRESSION OF FORM AND FUNCTION

Corian® Exterior Cladding combines exceptional product performance with outstanding aesthetics. Create striking projects that stand the test of time.

info@corian.co.uk 0800 962 116
www.corian.co.uk #YouCanWithCorian

Corian®, the Corian® Design logo and Make Your Space™ are registered trademarks or trademarks or copyrighted material of E. I. du Pont de Nemours or its affiliates.

Menai Science Park. 1,300m² of Corian® cladding in Glacier White. Specified by Faulkner Browns Architects. The façade was created by expert Corian® Industrial Partners, Unique Fabrications.

CORIAN®
EXTERIORS



CONTENTS

09.18

NEWS, VIEWS & INSIGHTS

- 04 Industry news & events
- 21 **View Point:** Richard Harral of CABE
- 23 **Site Lines:** Designing Passivhaus roofs
- 27 **Ask the Architects:** The battle for gender diversity
- 32 International Focus
- 36 CPD Focus
- 57 100% Design Show Preview
- 61 Healthcare Estates Show Preview
- 63 Grafters LIVE Show Preview

PRODUCTS

- 39 Appointments & news
- 64 Planning & design
- 64 Structural elements
- 65 External envelope
- 87 Insulation
- 87 Heating, ventilation & services
- 98 Interiors
- 113 Safety & security
- 113 Landscaping & external works
- 115 Classified & directory

PROJECT REPORTS

- 44 **Whole earth approach**
A new district has been created near Montpellier that brings together 400 homes of different tenures, in a holistic design that helps buildings blend into a former quarry site. Jack Wooler reports
- 50 **Playing partner**
When it was commissioned to double the size of an established golf resort with ambitions to host the Ryder Cup, architects ReardonSmith paid sympathetic tribute to the original historic manor house

FEATURES

- 71 **EXTERNAL ENVELOPE: CLADDING & FACADES**
Pushing the envelope with future facades
Aliva UK's James Ormerod reports on how, while trends in facades are ever changing, and environmental standards and end user demands call for new materials, fixing systems and different approaches, 'signature' facades can be created that will stand the test of time
- 93 **HEATING: FIRES & FLUES**
Behind the headlines
Mark Blewitt of ESSE explains why environmental issues attributed to wood burning stoves are not as straightforward as they seem, and the impact of a new eco standard
- 109 **INTERIORS: FLOORCOVERINGS**
The enduring warmth of wood
Katherine Mathews of Kährs UK explains why engineered wood comes out on top for a great looking, hard wearing floor covering that can offer the 'human touch' to interiors

Managing Editor

James Parker
jparker@netmagmedia.co.uk

**Advertisement Manager/
Joint Publisher**

Anthony Parker
aparker@netmagmedia.co.uk

Assistant Editor

Sébastien Reed

Editorial Co-ordinator

Shelley Collyer

Editorial Assistants

Roseanne Field
Jack Wooler

Studio Manager

Mikey Pooley

Production Assistants

Carmen Simpson
Georgia Musson

Sales Executives

Suzanne Easter
Ian Fletcher
Kim Friend
Steve Smith

**Audience Development
Manager**

Jane Spice

Managing Director

Simon Reed

**Advertising &
Administration**

t 01435 863500
info@netmagmedia.eu
www.architectsdatafile.co.uk

Press Releases

editorial@netmagmedia.eu

**Subscription circulation
enquiries**

circulation@netmagmedia.eu

netMAGmedia Ltd

Cointronic House
Station Road, Heathfield
East Sussex, TN21 8DF



Annual subscription costs just £48 for 12 issues, including post and packing. Phone 01435 863500 for details. Individual copies of the publication are available at £5 each inc p & p. All rights reserved

No part of this publication may be reproduced or transmitted in any form or by any means, electronic, mechanical, including photocopying, recording or stored in any information retrieval system without the express prior written consent of the publisher. Although every effort is made to ensure the accuracy and reliability of material published in Architects Datafile, the publisher can accept no responsibility for the claims or opinions made by contributors, manufacturers or advertisers. Editorial contributors to this journal may have made a payment towards the reproduction costs of material used to illustrate their products. The manufacturer of the paper used within our publication is a Chain-of-Custody certified supplier operating within environmental systems certified to both ISO 14001 and EMAS in order to ensure sustainable production. Printed in England

FROM THE EDITOR



One of the best things about covering architecture is the amazing breadth of vision when it comes to the projects being imagined for living or working in across the globe. Two recent examples really illustrate the massive contrasts.

Our cover star is something of an oddity in the Australian context, and if it comes off will be the country's tallest tower yet built. Oz is not quite keeping up with the forest of skyscrapers erected to celebrate prosperity in south east Asia, but the 'Green Spine' scheme in central Melbourne may be pointing the way, but with a twisting, carved-out form that combines architectural exuberance with pragmatism.

The key to UNStudio's successful proposal (described as "bold, yet thoroughly considered" by developer Beulah International) is revealing countless layers of plant-enhanced balconies and varying views for residents as it ascends, making it a truly groundbreaking structure. Alongside firms like PLP looking to build vast towers in CLT, this scheme shows the Amsterdam-born firm as another innovative practice trying to open up and add greenery to Central Business Districts in a more fundamental way than often witnessed previously.

As ever, the key will be about whether the realities of planning and construction will enable such a strong break from the norm of rectilinear, yet simultaneously faceless skyscrapers to be realised fully in practice.

The realities of the building industry could also be a problem for something at the other extreme of residential structures, developed by ex Rolls-Royce engineer Jag Virdee in response to the housing crisis. 'Conker' is a fully-developed miniature modular home consisting of a spherical pod constructed of aluminium and recycled plastic, and sitting on four legs.

At only 3.9 metres in diameter however, whether or not planners allow these admittedly cute structures to start popping up across the UK, and even though their £21,000 price tag is arguably affordable for a home, the question is, who will buy them? A student with some rich parents maybe, or an open-minded hipster, but would a granny really accept living in a ball rather than an annexe? I'm not sure this will make even a small round dent in the housing crisis.

Innovation needs to be paired with realism to have a chance of truly making waves, but I would be pleased to be proved wrong in this case.

James Parker
Editor

**ON THE COVER...**

Green Spine, Melbourne
© UNStudio

(See facing page)

AUSTRALIA

UNStudio's 'Green Spine' for Melbourne comes out on top

A design proposal for a \$2bn+ mixed-use tower in central Melbourne submitted by UNStudio with Cox Architecture has won a competition by its developer Beulah International, who claim it will be Australia's tallest at 356 metres.

The winning 'Green Spine' proposal, which forms part of the Southbank by Beulah development, and which beat entries by BIG, Coop Himmelb(l)au, MAD, MVRDV and OMA, was selected by a seven-member jury. Ben van Berkel, principal at UNStudio commented on the win: "For our proposal to be selected by such a forward-focused developer – and from entries by such an exceptional group of our peers is a true honour. From the outset we worked with a fantastic team of cultural placemakers, sustainability consultants, landscape designers, artists and engineers to achieve a fully integrated design."

Beulah International executive director Adelene Teh said: "Green Spine showed work by a strong, multidisciplinary collaborative team that is a bold, yet thoroughly considered approach to creating a context-driven landmark as an addition to Melbourne's skyline. In its details, the scheme displays a strong intent for well-considered public and private amenity, and at street level, the proposal displays qualities that will truly transform the public realm by eroding the hard edges that are prevalent in Southbank."

UNStudio's design proposal aims to "establish a new destination for the Southbank area and Melbourne". The architects said it centres around a "Big



Detail – a Green Spine of vertically networked platforms, terraces and verandas". This multifaceted 'spine' is "created by the splitting open of the potential single mass at its core, thereby forming two separate high rise structures and causing them to reveal the almost geological strata of their core layers as they rise above a light-filled canyon," commented UNStudio.


The towers that emerge on either side will enjoy "porous city views" and "vastly improved contextual links," while the residences, offices and hotel benefit from increased daylight and access to outdoor spaces. The proposal also features a podium housing a "marketplace" with retail and entertainment spaces and a BMW "experience centre".

The taller of the two towers will be entirely residential and reach a height of

356.2 metres, with a publicly accessible garden at its top. The other tower at 252.2 metres will house hotel and commercial space. The design "proposes a mixed-use building that is a city in itself," said UNStudio, with a programme including recreation, retail, offices, residential, hotel and exhibition spaces "integrated into the vertically stepped public infrastructure formed by indoor-outdoor spatial frames."

Ben van Berkel commented further on the design: "In addition to providing the towers with a twisting, sculptural silhouette, the Green Spine incorporates a multitude of functions in one fluid gesture." The architects commented that as the spine directly engages with Southbank Boulevard by bringing people up and into the building, it works to "expand the public realm vertically".

SFS fixings shape



Great architecture creates our skyline but

Architects may shape how buildings are designed, built and refurbished but it's the humble fastener that ensures the structural strength and aesthetic beauty of the building's original design intent.

To extend the building envelope's lifespan, SFS, world leader in the design and manufacture of fastening systems, recommends its range of A4 stainless steel fasteners.

T: 0113 2085 500

W: www.sfsintec.co.uk

E: gb_technical@sfsintec.biz

our landscape



it's our fasteners that keep it standing

A4 fasteners provide better corrosion resistance, durability and longer warranties than carbon or A2 stainless steel fasteners. And with the option to powder-coat heads to match any profile, colour longevity is far better than for fasteners with moulded heads.

The combined performance and aesthetics of our A4 fasteners give you the confidence to create sustainable buildings that will shape our landscape long into the future.





FRANK GEHRY

Berlin's first tall tower gets the green light

Plans have been approved for Berlin's first tall tower, located on Alexanderplatz in the heart of central district Berlin-Mitte and designed by US architect Frank Gehry.

Set to change the face of the German capital city's skyline, the mixed-use 150 m Alexander Tower will span 35 floors. The tower will include 475 apartments over 39 storeys, plus spa, gym, cinema, and six storeys of commercial and retail space.

Plans for the Alexander Tower were originally set out in the city's Master Plan


in 1994, as part of an initiative to regenerate the area around Alexanderplatz and create a thriving hub in the centre of Berlin.

Commenting on the landmark decision, Suzanne Kirstein, head of international Sales at real estate agents BEWOCON, said: "The decision taken by the Senate to finally approve plans for the Alexander Tower, which have been 24 years in the making, is an historic moment for the city. These are incredibly exciting times for the

city and we're delighted to be playing a major part in its future."

The Television Tower aside, Berlin has been a predominantly low-rise city since its creation in the 13th century. Following the approval of the Alexander Tower it is expected a number of other tall towers planned for Alexanderplatz will be approved, said BEWOCON, "triggering a major transformation of the city, making it a more attractive business and investment destination".





“My supplier said the smoke vents are compliant” ...but can they issue the proof?

**Don't take risks.
Take responsibility.**

SE Controls actuators are tested to the EN12101-2 smoke ventilation standard, in combination with leading façade systems, to ensure correct functionality in an emergency.

The proof of compliance is the issuing of the Declaration of Performance (DoP), which will be required by the contract team, client and authority signing off the building.

A rigorous third party audited process that covers fabrication and installation is required, which SE Controls can provide directly, or via our network of audited fabricators and installer partners.

Visit our Tested Solutions website portal and register to view a range of support documents regarding specific window systems, tested products and industry related information.

**No DoP, no compliance. Demand it.
Let us remove your risk.**



+44 (0)1543 443060
sales@secontrols.com
www.compliantsmokevent.com

Find us on



Creating a
healthier
and safer
environment



REDEVELOPMENT

Sixties housing scheme gets a new identity

WG+P Architects (Waind Gohil + Potter) have redeveloped an existing 1960s housing scheme in south east London.

The brief was to extend and modernise the housing block adding apartments, increase green amenity space, and establish a new identity for the development, “referencing the look and feel of the surrounding area in a contemporary way,” said the architects.

WG+P integrated two new mansard levels above the existing two-storey

building to provide 34 new contemporary apartments as well as two new terraced houses. The materials used to lower levels are a “play on the ubiquitous suburban palette of brick and render”, commented WG+P, with the penthouses “set back as a recessive element in cool grey cementitious cladding panels”.


The design divided the existing building into two ‘L’ shaped blocks that semi-enclose the south-facing amenity spaces. The gap between blocks have extensive areas of

glazing, and forms the principal entrance. This allows significantly more natural light into the communal areas and breaks down the overall mass of the front elevation facing Lingfield Crescent.

Construction costs were kept to a minimum by using a timber frame construction method for the new mansard levels, avoiding the need for costly ground works.

WG+P director Phil Waind commented: “By utilising timber frame construction we were able to meet the clients brief and deliver a cost effective housing scheme at £1,400 per m². By current rates, this figure is low, and this is an approach that developers could aspire towards in developing fast, efficient, practical housing models in dense areas on top of existing buildings.”

BECAUSE ONE SIZE
DOESN'T FIT ALL



From attic en-suites to tight-fit utility rooms, jobs come in all shapes and sizes, which is why our products do too.

We've enhanced our huge product range with clever innovations like easy access panels and vibration-reducing suspension, so you know that whatever the job, you'll find the perfect solution with Saniflo.

Anything's possible. Visit saniflo.co.uk to see how.

SANIFLO®

PLUMBING THE POSSIBILITIES

HOUSING

Passivhaus development completes in Shropshire

A £2m “exemplar” Passivhaus residential scheme designed by Architype has been handed over to client South Shropshire Housing Association in Much Wenlock, Shropshire.

A mix of one, two and three bedroom homes have been handed over in the village of Callaughtons Ash. The new development is made up of two shared ownership homes and 10 homes for social rent. The development is claimed by the architects to be an “exemplar model for unlocking small green sites and improving the quality of family living in rural areas of

the West Midlands”.

It said the client’s “commitment to sustainability, quality and eradicating fuel poverty for housing association residents was the driving force in commissioning this scheme”.

Architype said it had taken a “holistic approach” to the development, explaining further: “re-thinking how people use domestic space in modern day families, we reorganised the typical approach to standard home types”.

The development has a natural palette of UK sourced materials to help it “sit

comfortably in its surroundings.” This includes locally-quarried clay roof tiles, lime render provided by local company Lime Green, and UK-grown thermally modified hardwood cladding.

Architype associate and project architect, Paul Neep said: “It has been a great experience working with South Shropshire Housing Association and the local delivery team SJ Roberts on their first Passivhaus project. They truly embraced the standard and have proven that Passivhaus is easily achievable when you collaborate. We are delighted at the reaction of the tenants and look forward to seeing how well the homes are performing through occupation.”

Mark Philips, director of SJ Roberts said: “It’s been a pleasure to be working alongside the design team headed by Architype in a new form of building. It is definitely the way forward.”



EVENTS

FESTIVALS

World Architecture Festival
28 - 30 November, Amsterdam
www.worldarchitecturefestival.com

EXHIBITION

Disappear Here
2 May - 7 October, London
www.architecture.com/WhatsOn

TRADE SHOWS

100% Design
19 - 22 September, London
www.100percentdesign.co.uk

Healthcare Estates

9 - 10 October, Manchester
www.healthcare-estates.com

UK Construction Week

9 - 10 October, Birmingham
www.ukconstructionweek.com

Education Estates

16 - 17 October, Manchester
www.educationestates.com

AWARDS

Restaurant & Bar Design Awards

4th October, London
www.restaurantandbardesignawards.com

RIBA Sterling Prize Awards

10th October, London
www.architecture.com/whats-on



INDUSTRY STANDARDS. FOR US THEY'RE JUST THE STARTING POINT.

**AT PILKINGTON WE DON'T JUST
MEET INDUSTRY STANDARDS,
WE EXCEED THEM.**

To do that, we call on all the experience and expertise we've gained from almost 200 years of producing glass. It's a heritage that gives us unrivalled knowledge of how glass performs in the field, and has also helped us create specialised processes that test the performance of our products to their limits.

From wind-resistance to impact testing to glass that's better for the environment. We push the boundaries to exceed our customers' expectations.

www.pilkington.co.uk



PILKINGTON

EDUCATION

Planning approval granted for Stirling University Sports Centre

Stirling Council has approved plans drawn up by FaulknerBrowns Architects, for a £20m transformation of the University of Stirling's sports facilities.

The redevelopment of the University's sports centre will create an "iconic" new sports building that integrates with existing facilities on the site, including the national tennis and swimming academies.

The new building will provide an "animated entrance gateway to the sports centre," said the architects, and includes purpose-built studios, an fitness suite, three-court sports hall, indoor cycling studio, strength and conditioning area, as well as a new state-of-the-art high performance suite. Users of the new building will also benefit from enhanced changing facilities and communal spaces.

The site is located around Airthrey Loch, with views to local hill ranges and

monuments. A "considered approach to the design process has ensured the redevelopment improves the character and appearance of the sports campus in a way that is sensitive to the quality of its setting," commented FaulknerBrowns.

The main building responds to the site at three levels – the lower storey "creating a robust base with linkages to the existing swimming academy and sports hall, and the two upper levels establishing a relationship with the street and surroundings."

The double height volume housing the cafe and social spaces "affords the building a civic quality which supports its ambition for transparency and inclusivity".

The building's glazed frontage exposes a central cylindrical drum that acts as a welcoming focal point. Vertical timber fins – spaced to create a concertina effect – present the illusion of motion. The fitness suite contained within the drum, animates



views from the main approach routes.

Sherief El-Salamani, project leader at FaulknerBrowns, said: "This scheme will enhance the student experience by providing new and more visually accessible sporting facilities as well as a new gateway building which will open up the performance, wellbeing and social aspects of the centre to the wider student body and local community."

DUBLIN

Steven Holl team wins Dublin college project

A team led by New York and Beijing-based studio Steven Holl Architects (SHA) has won an international design competition to design the Future Campus project for University College Dublin.

SHA's Precinct Masterplan covers a circa 24 ha including a "placemaking strategy" that "focuses on creating an exhilarating Centre for Creative Design as a gateway presence which cues to seven new quadrangles of open green space," and is designed to enhance the campus' historic features and woodlands.

A new pedestrian spine, parallel to the campus' original spine, creates an "H-plan organisation, lined with weather canopies that double as solar connectors, forming

the infrastructure of an energy network". Cafes and social spaces are located along paths, landscape spaces are animated by water-retention ponds, rain and wind-protected seating areas and preserved specimen trees.

The centre, set by a plaza and a reflecting pool, displays prismatic forms inspired by the geology of the UNESCO World Heritage Site, the Giant's Causeway. It features "abundant use of natural light, which is captured by two vertical structures angled at 23 degrees, mirroring the earth's tilt," said the architects. "The auditorium echoes the shape of the college's iconic dodecahedral 1972 water tower, and the centre's towers respond to the water tower's pentagonal pillar."

The centre is intended to encourage creative collaboration and interaction with a 'circuit of social connection' that allows students, faculty and visitors to "peer into maker and classroom spaces through glass walls but also respects deep creativity by providing spaces for

concentration and silence."

Holl's studio was supported by Dublin-based Kavanagh Tuite Architects, US analysts Brightspot Strategy, structural engineers Arup, landscape architects and urban designers HarrisonStevens and climate engineers Transsolar.

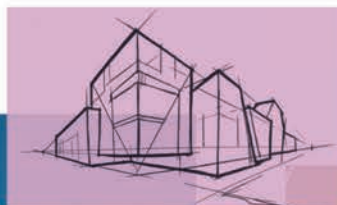
The international jury included architects Sir David Adjaye and Ann Beha, urban planner Joe Berridge, Sean Mulryan, chairman and CEO, Ballymore, and Dr Paul Thompson, vice-chancellor, Royal College of Art, London, amongst other luminaries.



© Steven Holl Architects

Rockpanel A2 facade cladding

Where aesthetics and fire safety meet



Designing out Risk

Because the facade cladding boards are produced from the volcanic rock basalt, they can withstand particularly high temperatures. Our FS-Xtra boards meet European fire class A2-s1,d0 when fixed on a metal sub-frame with rivets.

Rockpanel A2 facade cladding in combination with ROCKWOOL® non-combustible stonewool insulation offers the ultimate fire-safe solution for the building envelope.

To find out more visit:

rockpanel.co.uk
rockwool.co.uk



Part of the ROCKWOOL Group

AWARDS

Brick Awards 2018 shortlist announced

The 2018 Brick Awards shortlist has been announced, featuring a record number of entries with 332 projects across 15 categories.

The awards are now in their 42nd year, showcasing what the organisers the Brick Development Association say are “the very best examples of clay brick in the UK’s built environment.” The BDA commented that the awards “celebrate myriad bold and interesting architecture,” and that this year’s shortlist shows “an extraordinary calibre of projects”.

The judging panel which compiled the shortlist of 110 projects consists of a panel of experienced architects, planners, specialist brickwork contractors, developers and “other design and brick experts”.

The regeneration of the former BBC Television Centre in London has been shortlisted in three separate categories – Large Housing Development, Innovation and Commercial, for using brick to “seamlessly link all elements of the project’s construction”. Judges agreed that the final outcome “was a stunning display of traditionally laid brickwork alongside modern methods of construction encompassing large format precast panels and lightweight brick slip cladding”.

In the Refurbishment category, the former house of J.M.W. Turner made it through to the inspection stage of the judging process – a small, Grade II listed, early 19th century villa designed by the painter himself. “It had deteriorated over the years, but thanks to a clever use of original and new brick the building has been restored to its former glory,” said the judges.

They also shortlisted Ouseburn Road in Newcastle, in the Small Housing Development category – two houses for a pair of downsizing neighbours. Both provide modest accommodation on a restricted budget in the back gardens of standard terrace houses. While their construction is traditional, “innovation comes from turning this ordinary scenario into architecture which enhances the user experience and contributes positively to the urban environment”.

Hilary Satchwell, director, Tibbalds and head judge of the Brick Awards



2018, commented on the awards: “What is great about the Brick Awards is how they can be for both craftsmanship and innovation. They are about architecture in its broadest sense, and they consider a great range of building types, locations and densities.”

Following the rigorous shortlisting process, judges will now visit every

shortlisted site, assessing the buildings on criteria including planning; design and quality of construction. Applications range from classic clay building blocks and facing bricks to the creative use of ceramic facade panels, roof tiles and clay pavers.

The winners will be announced at the Brick Awards ceremony on 8 November at London’s Park Lane Hilton Hotel.

Call now: 01278 428245



A PRE-FINISHED PVDF COATED
ALUMINIUM RAINSCREEN
CLADDING PANEL



vitradual™

NON-COMBUSTIBLE CASSETTE CLADDING / MANUFACTURED BY VALCAN

Vitradual

BS8414 test pass

VitraDual is a 3mm aluminium panel with a pvdf coating and has a Euroclass rating of A1 including the coating.

The pass criteria for this test is set out in BR135. The VitraDual/Rockwool test above, was a part 2 test back to a lightweight steel frame system.

Valcan specialises in the design, manufacture and distribution of a range of quality façade products and components throughout the UK. With over 20 years experience in the façade industry through Vitrabond's global network, we have established a leading position in the market and are now the preferred company of Architects, Builders and Fabricators.

www.valcan.co.uk

UNITED KINGDOM

P / +44 1278 428245
sales@valcan.co.uk

NORTH AMERICA

P / +1 860 242 2711
helpdesk.na@fairviewarch.com

AUSTRALASIA

P / +61 2 6352 2355
helpdesk@fv.com.au



NHS

First Integrated Care Centre comes with a fire station

A new, innovative NHS integrated care centre designed by Medical Architecture which provides healthcare for the elderly combined with a new fire station for Humberside Fire and Rescue, has been opened in Hull.

The Jean Bishop Integrated Care Centre (ICC), a £10m building delivered under a LIFT public private partnership, is “the first of a new generation of health infrastructure that enables out-of-hospital care,” said the architectural practice. Designed to “transform the lives of the elderly”, it will provide local treatment and care to help residents keep fit and well, while living in their own homes.

Humberside Fire and Rescue also cater for patients who slip and fall and integrating the new station for the emergency service reflects the One Public Estate model, said Medical Architecture, “with public agencies pooling resources to realise a new campus where the whole delivers much more than the sum of the parts”.

The LIFT behind the project was overseen by the development partner Citycare and contractor Sewell. The building is sited on vacant school land in an area of the city “often deprived of investment”, but, said the architects, it has “created a new civic landmark that the local community are very proud of”.

Working with a “constrained” budget, the low-rise design is “uncompromisingly modern,” said the architects, “despite using a limited palette of materials and components”. Features such as the building’s oriel window “draw the eye and communicate a structure and order to the linear form”, and the generous public realm segregates traffic and provides a boulevard and garden spaces which encourage mobility.

Medical Architecture added: “By organising the welcoming point at the heart of the building, all the clinical and support functions are nearby and accessible. The therapeutic and non-institutional character of the design is immediately



apparent with views of gardens, daylight and comfortable and convenient waiting spaces.” Clinical and public spaces have been interspersed to “foster a sense of reassurance and wellbeing”.

It is first capital project in the city to be completed since the Health and Social Care Act came into force in 2012. Chair of Citycare and Former Health Secretary Alan Johnson, said: “It is a remarkable partnership between the NHS, local authority, fire and rescue service and all of the other providers. While creating flexible estate solutions, it is about giving the NHS the best quality and designing a building which can be flexible for decades to come.”

Project director at Medical Architecture, Paul Yeomans said: “The reward for applying refined and consistent details is an architecture that is modern, attractive and technically appropriate. For those who use the building, it feels positive and reassuring.”

RIBA

Alan Jones elected RIBA president

Alan Jones has been elected as the next president of the Royal Institute of British Architects (RIBA).

He will take over the two-year presidency from Ben Derbyshire next year, beginning 1 September 2019. Jones is director of his own practice based in County Antrim, as well as being a senior lecturer at Queen’s University Belfast and the RIBA’s Vice President for Education.

Jones commented on his election: “I am honoured to become the next president and wish to thank everyone who supported me, engaged with the

election process and took time to vote. I appreciate respect is not given lightly and must be earned. I am hugely grateful for the opportunity to follow in the footsteps of Ben Derbyshire and past presidents, people who I have huge respect for. I wish to build on their successes.”

He continued: “As individuals and as an institution, we need to come together to make the most of our assets, and make the case for our profession. We need to gather evidence and realise a more significant role and position in business and society.” Jones concluded: “We must focus more on the pertinent issues that will increase the quality of service we provide and the added value we can bring. We must reduce our overheads and the loss of colleagues and expertise as they leave our profession because of economics. Talent is universal and opportunity into and upward through our profession must be too.”



RIBA president Ben Derbyshire said, “Congratulations to Alan Jones on the vote of confidence he has received from our members – I look forward to supporting him in the role both as President Elect and after I’ve passed on the baton next year. The RIBA has an exciting future and I hope I can rely on Alan’s support during my second year in office as we continue to push the Institute’s ambitious programme forward.”



NEW

CRL Langle AI-Wall® Systems

Rainscreen systems for high quality facade design

- Creates a protective, modern envelope around new and old buildings
- Plane and imbricated glass facade options
- Quick and easy to install
- No glass cut outs necessary
- BIM object available
- Premium coated aluminium – water and sea proof
- Salt spray tested according to DIN EN ISO 12844
- Statically tested and authorised

**UK CONSTRUCTION
WEEK | 2018**



Visit us on stand B530

For information call FREE on 00 800 0421 6144
Our technical advisers can help you!

e: CRL@crlaurence.co.uk f: 00 800 0262 3299 w: crlaurence.co.uk





Ripple Retreat - Architect: Kettle Collective, Edinburgh



VMZINC[®] Bespoke solutions Make it yours

Back in 1837 VMZINC were producing not only Natural zinc but also ornaments for the roof tops of Paris. Moving into the 21st Century bespoke solutions have extended to the whole building envelope as cutting edge design requires new finishes and systems.

VMZINC
Tel.: 01992 822 288

www.vmzinc.co.uk For more information, literature or sample, please call us.

VMZINC
passionate about zinc



VIEW POINT

Richard Harral of the Chartered Association of Building Engineers (CABE) says the lessons we need to learn from Dame Judith Hackitt's post-Grenfell review must include a wider look at our society's relationship with its buildings, and regulatory reform

Attention has been quite rightly focused on fire safety issues in new and existing buildings since the terrible events at Grenfell Tower. It is vital that the problems identified within the Hackitt review of Building Regulations and Fire Safety are addressed, and that the lessons emerging from the public inquiry are studied and learnt from.

This will require extensive change in industry culture, custom and practice, procurement and competency. Most of this is long overdue, and the changes that must be driven through will undoubtedly prove to be broadly beneficial in curing many of the industry's structural ills.

As industry and government work to clarify how this change will be implemented, it is vital that time is also given to broader consideration of the value we should place on our relationship with our built environment both individually and as a society. What would we conclude if the lens of public opinion was focused on more clearly defining what society should expect the building industry to deliver?

Firstly, it is clear that the public expect government and industry to act responsibly in protecting them from harm.

Establishing safety is, however, not a static condition – construction is increasingly sophisticated and evolving by necessity at a pace far faster than the historic norm to address rapidly emerging issues of national and global concern which reach beyond fire safety.

Overheating – a global issue

With temperatures having remained high through a glorious but parching summer, it must now be clear that the impact of climate change will require the way we shape our built environment to evolve further to protect us better.

The changes that must be driven through will undoubtedly prove to be broadly beneficial in curing many of the industry's structural ills

The risk of overheating is becoming more tangible, and periods of sustained high temperature pose safety risks to thousands of people as well as degrading working conditions for millions in poor performing buildings. The Committee on Climate Change predicts that premature deaths from overheating will increase by two-thirds by the 2020s, which places the risks associated with overheating in clear perspective. There is a growing body of evidence to show that the risk of overheating is increasing, especially in new homes, and that the current regulatory checks for overheating contained in the current Standard Assessment Procedure (SAP) have fallen behind and need to be updated.

Heavy rain amid such dry weather risks flash flooding as water runs off baked ground – but similar extreme weather events also increase the risk of flooding in the non-summer seasons. We need to be sure that the way we design and renovate our buildings provides protection and resilience where these events are likely to occur.

Closing the gap

We must also continue to look to play our part in limiting climate change by making our buildings more energy efficient. The expectation in the UK's Climate Change Act is that the entirety of UK building stock is carbon neutral by 2050, a date which no



longer feels in the distant future. The well-recognised performance gap that exists between the way buildings are intended to perform and the way they perform in practice may be closing, but needs to be closed entirely. The reasons for poor performance are numerous, with many potentially energy efficient systems not operating as the designer intended as a result of not been properly checked and signed off. This has only emphasised the importance of testing and commissioning to ensure systems

We have a once in a generation opportunity to move away from bad business models based on lowest price

actually work at least at the point of handover when new systems are installed.

The necessary step change in energy efficiency will also need to be achieved safely. Airtightness is critical to reducing heat loss, but in achieving the desired low levels of leakage, adequate ventilation becomes a critical concern to avoid risk of moisture and condensation (which can cause respiratory problems), and degraded air quality that similarly affects health. Ensuring that we have good indoor air quality requires good design, specification installation and commissioning, and evidence continues to grow that on all counts the industry is struggling to deliver the right performance consistently. Government is currently looking at and considering key changes to both energy and ventilation requirements, which is a step in the right direction.

Societal changes also need to be properly considered. Our understanding of the impacts on equality resulting from the way we design and manage our buildings, workplaces and public spaces are also changing, and it is absolutely right that we now expect places to be inclusive for the widest possible range of users.

Taking a step back

These are only a few of the areas where the decisions we make as clients, designers, engineers, constructors and operators of buildings are likely to impact on public safety and welfare.

Which is why now is the right time to pause and step back to look at the bigger picture. Many of the recommendations from Dame Judith Hackitt's review are relevant to ensuring the construction industry has the ability to deliver against this wider agenda of health, safety, sustainability and welfare. We have a once in a generation opportunity to move away from bad business models based on lowest price towards an industry that is focused on lifetime value and as a result is more profitable, more productive and more valued for the work it does.

Extending many of the Hackitt review's

proposals for structural reform beyond high risk buildings will be key in ensuring that the necessary changes to business practice and culture required to embed this step change in performance take effect.

We must also ensure that industry improves its expenditure on research and development to deliver higher levels of confidence in system performance and to support policy makers in making informed decisions. At the same time we should recognise the need to invest more in our people to ensure they are competent and empowered to work in an ethical way.

Government clearly has a key role in ensuring that the right regulatory measures are in place to enable industry to meet the wider public expectation that they are adequately protected, and to ensure that safety standards are consistently delivered on. As Ministers start to reshape the building safety policy landscape, fire safety will rightly be at the forefront, but it is important that they also take into account the broader scope of regulations and policies that will be needed in the future to keep people safe.

Richard Harral is technical director at CBE

NEW

TARALAY IMPRESSION

Create a stunning & lasting impression...

Be inspired with the NEW Taralay Impression and Uni flooring collection. A stunning set of unique designs and colours that surpass the expectations of designers, architects and specifiers. There are endless design possibilities for your creative mind and for your innovative projects.

**This image has been created using references from the collection.*

CONTACT US NOW

☎ 01926 622600

🌐 www.gerflor.co.uk

@ contractuk@gerflor.com

🐦 [@gerfloruk](https://twitter.com/gerfloruk)



Gerflor
theflooringgroup

SITE LINES

Roofing elements of designing to Passivhaus

As designing to the Passivhaus standard continues to grow in popularity, not only for residential builds but also increasingly for commercial constructions, architect Nicolas Tye shares insights on the specific considerations a Passivhaus-accredited roof requires

Over the last few years, our practice has seen a significant increase in the number of both residential and commercial projects it commissions, with energy efficiency as the predominant motivation for the building's construction. Initially considered something of a 'trend', the Passivhaus standard is now far from it, with over 30,000 buildings worldwide currently holding the Passivhaus accreditation.

While we originally received requests for one-off private dwellings looking to achieve Passivhaus to primarily cut heating bills, there has been a significant rise in recent years of projects within the local authority environment, such as schools and other commercial buildings, whose clients want to build to Passivhaus.


Among the residential projects, there's an interesting divide between those who are striving to officially achieve the standard, and those who are simply influenced by the approach and are wanting to create a thermally efficient home without having to go through the procedure of an official accreditation.

This is indicative of the positive impact the Passivhaus standard is having on both Europe and specifically the UK, as homeowners and local authorities increasingly look to construct buildings led by ecological designs to provide a result with very low energy use.

As the standard supports the construction of extremely energy efficient buildings that minimise heating demand by using energy sources from inside the property, such as the body heat from residents or solar heat that enters through windows, it tends to eliminate the requirement for heating and manual ventilation systems. This dramatically reduces energy use and carbon emissions, therefore decreasing energy costs, while also supporting both the building's ongoing health, and overall indoor air quality.

The Passivhaus standard requires a different approach to be taken with regard to the building's overall design, reconsidering the quality of the building components specified. There are five main areas that architects should consider when undertaking a Passivhaus build: airtightness, thermal bridge free design, thermal insulation, Passivhaus windows and adequate ventilation with heat recovery.

The Passivhaus Institute (PHI) outlines that the recommended maximum U-values for walls, floors and roofs is $0.15 \text{ W/m}^2\text{K}$. With regard to roofs in particular, manufacturers are proactively and proficiently creating high quality building materials that



The Passivhaus standard requires a different approach to be taken with regard to the building's overall design, reconsidering the quality of components

offer maximum energy efficiency, while also diminishing the loss of heat via the roof due to radiation. These products, which must of course be Passivhaus certified, are listed on the PHI website.

Roof design

With regard to the design and build of a Passivhaus roof, the structure itself must be entirely airtight, with high levels of insulation and the elimination of all thermal bridges to ensure the maximum permitted U-value of $0.15 \text{ W/m}^2\text{K}$ isn't exceeded. The roof's specifications will of course be dependent on the build itself, but they must also ensure a maximum of 0.6 air changes per hour at 50 Pascals pressure (ACH50) to ensure adequate airtightness is achieved.



© Nicolas Tye Architects, Gresfold Architects & Quintin Lake

At least 75 per cent of the heat from exhaust air should be transferred to the fresh air by means of a heat exchanger situated within the roof of the building

The PHI also states that the highest U-value for complete window installations remains at $0.85 \text{ W/m}^2\text{K}$. For the design of roofs in particular, this requires the specification of rooflights that are either triple or quadruple glazed to ensure they do not exceed the maximum U-value. To achieve this, we work with manufacturers such as Roof Maker, which offers a Passivhaus accredited fixed flat rooflight with a quadruple glazing option and a U-value of $0.2 \text{ W/m}^2\text{K}$. Specifying products such as this ensures we can be confident we are well within the PHI's requirements to achieve complete energy and solar gain efficiencies.

Typically, the installation of windows, doors and rooflights is where the greatest level of energy is expected to be lost, due to the glazing present and the breaks between the frame and the glass offering the opportunity for heat to escape. Therefore, the frames must be well insulated and fitted with low-e glazing filled with argon or krypton to prevent heat transfer. For most cool-temperate climates, this requires a U-value of $0.80 \text{ W/m}^2\text{K}$ or less, with g-values around 50 per cent.

In residential builds, the roof space of a property is now often used as an additional living space, usually an extra bedroom. To ensure it conforms to all Passivhaus requirements, thermal comfort of the space must be met during both winter and summer, with not more than 10 per cent of the hours in a given year over 25°C . The premise of thermal comfort is that it can be achieved solely by 'post-heating' or 'post-cooling' the fresh air mass through efficient indoor air quality conditions. This removes the requirement for additional recirculation of air through manual ventilation systems such as opening rooflights and windows. To ensure this, it requires adequate insulation of the building's envelope to ensure the desired level of warmth can be achieved within the property.

In order to successfully obtain the Passivhaus standard, the roof space must also feature an adequate ventilation strategy, allowing for good indoor air quality and energy savings. At least 75 per cent of the heat from the exhaust air should be transferred to the fresh air again by means of a heat exchanger. This should be situated within the roof of the building to ensure the successful exchange between the exhaust air within the building and the fresh air outside of the building.

The PHI states Passivhaus is a "building standard that is truly energy efficient, comfortable, affordable and ecological at the same time." This provides architects with the ideal opportunity to continue to revolutionise the expectations and realisations of both residential and commercial constructions to pave the way for a more energy efficient future.

Nicolas Tye is the director of Nicolas Tye Architects



New Multi-Level Inspiration Collection

Search 'inspiration collection' at
www.paragon-carpets.co.uk

Our Inspiration Collection comprises 4 ranges with a total of 24 colourways. This design based collection incorporates nature's reptilian skin and the structure of wind rushed tree bark into flooring surfaces.

100%design[®]

19-22 SEPTEMBER 2018



OLYMPIA | LONDON

Part of

West
Kensington
Design
District

Register free at

100percentdesign.co.uk

#100design  100percentdesign  designlondon

ASK THE ARCHITECTS

Leading female UK architects share their experiences of being a woman in the profession, and the challenges that still exist for achieving gender diversity.

Participants: Sadie Morgan, co-founder, dRMM Architects; Jane Duncan, director at Jane Duncan Architects & RIBA past president; Fionn Stevenson, professor of architecture, University of Sheffield; Angela Dapper, partner Denton Corker Marshall; Denise Bennetts, founding principal Bennetts Associates

SHOULD WE BE CELEBRATING WOMEN IN THE PROFESSION AS 'FEMALE ARCHITECTS'?

Sadie: Celebrating achievements is absolutely the way to go. The profession has treated me incredibly well and I'm very grateful for the successes I've had, and I am also very conscious of the importance of having role models for young women to understand that they can achieve in what is still a very male-dominated industry.

I have come to the conclusion that we need to keep ourselves in the limelight.

Angela: Giving women more coverage and creating role models helps encourage more women to enter the profession and hopefully to stay in the profession.

Jane: Architects are architects, some are women (too few still), all have to undertake the same long and difficult training before qualification. There are great women in architecture, past present and future, whom we can and should celebrate, not as women architects, but as great architects.

Denise: We should acknowledge and celebrate the contribution that women have been making to the profession for more than a century. For too many years their work and achievements were not afforded the same recognition and acclaim than that of their male contemporaries and colleagues; I am delighted that things have changed for the better in that respect.

However, I think care needs to be taken not to adopt lazy attitudes and potentially misleading language in discussions – I have never subscribed to the notion of being a 'female architect' as distinct from



There is still a gender pay gap and we just need to do our best to be sensible and promote women without feeling like they are second class citizens

Sadie Morgan, dRMM Architects

an 'architect'. I have always worked in collaborative environments which have not been premised on gender.

IS BEING A FEMALE LESS OF AN ISSUE IN THE PROFESSION THAN 10 YEARS AGO?

Fionn: On balance, probably, and certainly the surveys seem to say so – but we still have a long, long way to go. Some things have improved – we have more women entering architecture than ever before, but we have nowhere near enough women directors in practice.

Angela: There have definitely been improvements in gender equality and particularly in awareness of inappropriate behaviour, so the profession feels more

supportive now than 10 years ago.

Jane: There are more young women architects so it is becoming normal, but we still see the attrition of mid-career women, and older firms' glass ceilings still firmly in place. We need more role models, and practices need to have people-friendly policies.

Sadie: Things that have been an issue – such as quite considerable pay gaps – are being talked about and articulated, so the industry is more aware, and that can only be a good thing.

Denise: When I qualified 40 years ago the notion of type-casting women as being better suited to particular types or scales of projects had abated and I was able to develop my career on large-scale, complicated projects. What has changed since is that there are more visible women role models, mentors and collaborators. It would now be odd to go to a job interview, or client/site meeting, and for women not to be participating in many of the roles.

WHAT ARE THE KEY CHALLENGES THE INDUSTRY STILL PRESENTS TO WOMEN ARCHITECTS?

Fionn: Pay, childcare and respect. All practices have to be transparent about pay and bonuses, otherwise discrimination will continue in secret. Look at the pay differences revealed by the legislated requirement for large practices to disclose them. Without adequate state-funded childcare, from six months onwards, women will never be able to compete on equal terms with men for promotion. On respect, a young graduate architect wrote to me recently as I am an RIBA Role Model for diversity – she said she felt "crushed" by people in her office, who gave her very little support. This has to change.

Angela: The main issue is women leaving, which is such a waste of talent; a common reason is due to a lack of work/life balance, which is exacerbated due to having children, low salaries and the cost of childcare.

Denise: In our practice we always come back to the issue of childcare as this tends to have the most direct and potentially difficult impact. It varies by circumstance – the balance of responsibility between partners, travel time, lack of nearby family – but it is a recurrent issue that a mother can feel that somehow she is not fulfilling her professional responsibilities. Fewer mothers are opting to limit their career aspirations than in the past, and hopefully flexibility of working arrangements will facilitate this.



Healthcare Estates

Conference. Exhibition. Dinner. Awards.

9-10 October 2018 Manchester Central



KEYNOTE SPEAKERS

Nick Hulme

CEO, East Suffolk
and North Essex
NHS Foundation
Trust



Simon Corben

Director and Head of
Profession, NHS Estates
and Facilities Efficiency
and Productivity
Division, NHSI



Dr Hayaatun Sillem

Chief Executive,
Royal College
of Engineering



Conference programme confirmed

Healthcare Estates is a unique event that consists of the prestigious IHEEM Annual Conference, Awards Dinner and the UK's largest trade exhibition for the sector.

Register and view the programme at www.healthcare-estates.com

@HCEstates



Main Event Sponsors

Apprentice Sponsor

Principal Media
Partner

Registration Sponsor

VIP Sponsor

Armitage
Shanks

ascom

TROUP
BYWATERS
+ ANDERS



INVESTORS
IN PEOPLE

hej

Vanguard
Healthcare Solutions

wandsworth
HEALTHCARE



We still see the attrition of mid-career women, and older firms' glass ceilings still firmly in place

Jane Duncan, Jane Duncan Architects

IS PAY EQUALITY THE MAJOR PROBLEM WHEN IT COMES TO GENDER IN ARCHITECTURE?

Jane: Sadly it is, but it's changing as staff are more aware. The younger generation don't understand it, so there's huge hope for the future.

Sadie: I am always appalled to hear there is still a gap not only in pay, but in responsibility. It is definitely something we still need to highlight, but it feels like it's getting better.

Denise: Equal pay for the same job is not only a legal requirement but, as far as our practice is concerned, a moral obligation; gender pay reporting premised on mean and median differences should not be confused as suggesting unequal pay. What is inescapable is that currently we have too few women in the profession, particularly in the older age range. Ensuring equality of opportunity is an essential aspect of precluding potential gender issues.

Fionn: Adequate childcare is still the biggest problem – people just assume the mother will generally take care of the children, ultimately, because we do not have

adequate paternity leave, maternity leave or daily childcare funded by the state, or set up by practices. Once suitable childcare is in place, women can compete on the same terms, and earn the same as men, currently women often have to work twice as hard to make the same progress.

Angela: Generally the pay issue relates to the fact that women are poorly represented in senior positions.

DO YOU THINK IT'S STILL HARDER FOR FEMALE ARCHITECTS TO PROGRESS IN FIRMS THAN MALE COUNTERPARTS?

Sadie: I don't think so, and if it is, then go to a practice where you can. It is proven that a diverse workforce and senior management means you do better work and are more profitable. Firms making it harder for women to progress need to get out of the stone age.

Angela: I still believe women face more gender stereotypes, particularly in regards to seniority.

Jane: Good workers and good architects will always succeed if they are in the right practice, one that supports and encourages them. At the RIBA I helped to establish Practice Role Models to show firms how they could be a great retainer of people, and a successful and profitable company.

HOW MANY FEMALE COLLEAGUES DO YOU HAVE & DO YOU HAVE A POLICY OF RECRUITING FEMALE STAFF?

Jane: We have about 70 per cent women; these have been the best candidates, and we keep them too! We don't have quotas or targets, but having a woman leading the company helps attract others.

Sadie: All of our associate directors are women. We need to keep the momentum and ensure women understand they should be going for those senior roles and are absolutely as capable if not more so!

Denise: Currently 34 per cent of our architectural staff is female and we have an overall ratio of 42 per cent women. We have recruited more women to architectural positions in recent years because there has been an increasing number graduating, and we have selected them based on their ability.

HOW DOES YOUR FIRM TACKLE THE CHALLENGE OF FLEXIBILITY AROUND CHILDCARE?

Angela: Flexibility and work/life balance is key for all staff, whether it be for children, for elderly parents or even key



Adequate childcare is still the biggest problem – people just assume the mother will generally take care of the children

Fionn Stevenson, University of Sheffield

areas such as study.

Denise: Parenting should be a joint responsibility and so we offer the same degree of flexibility to parents irrespective of gender. The agreed option has to be that which best serves the interest of the child and family, so we have three or four day weeks; nine day fortnights; different lengths of working days; work-at-home days, and we also discuss project location. What is important is for the arrangement to be understood by collaborators across the whole team.

Jane: Everyone has issues: childcare, elderly relatives and dependents, physical or mental health, education needs. They are all our people and we accommodate and support them – that's why we have no turnover of staff except for annual year out students!

Sadie: We try to be incredibly flexible, not only around time, allowing people to leave to drop off and pick up, work from home, or work fewer days. We try really hard to have sympathetic conversations with individuals and try and make it work for both of us, maintaining consistency and keeping career paths open after maternity. It's about a culture that doesn't look at you strangely when you walk out the door early.

WHAT PARTICULAR STRENGTHS DOES A MORE GENDER-DIVERSE WORKFORCE BRING?

Jane: It's very easy to generalise, but a balanced board brings better results. A diverse range of ages and backgrounds is more fun – women/men, young/old, shy/pushy, technically capable/natural designers etc. We all bring something, and our clients like it too.



I have never subscribed to the notion of being a 'female architect' as distinct from an 'architect'

Denise Bennetts, Bennetts Associates



Giving women more coverage and creating role models, helps encourage more women to enter the profession and hopefully to stay in the profession

Angela Dapper, Denton Corker Marshall

Angela: Studies have shown that diversity increases creativity and productivity. It's not about female architects, but about the strengths resulting from the creation of an inclusive environment.

Fionn: Women tend to have a way of working, for a variety of reasons, which is more relational and less

individualistic. This is great for teamwork and good communication.

Denise: I think it more that there is massive benefit to be gained for the profession, and society, if architects are drawn from a more eclectic mix in terms of gender and background.

Sadie: We take the person best suited for the job, and we have more women than men in our business which tells its own story. Women bring a perspective of 50 per cent of the population, we tend to be empathetic and good at conflict resolution, and look at things in the round. That's not to say there aren't plenty of men who do that, and that there aren't plenty of single-minded women!

WHAT ARE THE REMAINING CHALLENGES FOR THE PROFESSION ON GENDER DIVERSITY?

Jane: To normalise a situation where everyone who is working within the profession is supported, challenged and welcomed.

Fionn: The key challenge is to convince people that gender diversity is still an issue – many believe we have overcome all the

problems, but the pay gap between men and women is actually increasing in the UK on average.

Angela: The change to create a healthy work/life balance and supportive environment for all will not only help with retaining women in the profession, but with improving diversity and inclusion. People think this is a women's issue, but the solutions to gender equality are beneficial for everyone's health and wellbeing.

Denise: The gender ratio has improved and at an accelerating speed, but much needs to be done on addressing wider diversity issues. A key ongoing challenge is to ensure that the improvements made are not hampered by economic issues which preclude training and retention of talented architects from the widest range of backgrounds.

Sadie: There is still a gender pay gap, and we just need to do our best to be sensible and promote women without feeling like they are second class citizens and need help. We have all the ability and more, we just need to make sure everyone has the same opportunities.

ARCHITECTURAL & STRUCTURAL SOLUTIONS

To book your free space at our Byley Offsite Factory Tour on 26th September 2018, visit offsitehub.co.uk/events/book/

BYLEY FACTORY TOUR
26th September 2018
9:30am & 1:00pm
Free admission

SALES@FPMCCANN.CO.UK FPMCCANN.CO.UK

FP McCann's precast concrete crosswall construction is a fast and convenient way to produce multi-unit structures such as hotels, student, secure and residential accommodation in a fraction of the time of traditionally built structures. Our architectural and structural precast units are manufactured off-site at our state-of-the-art Grantham and Byley depots and delivered to site, ready for final preparation and decoration. **Contact us on the numbers below to find out more about our CPD presentations.**

BYLEY OFFICE: KING'S LANE | BYLEY | MIDDLEWICH | CHESHIRE | CW10 9NB | 01606 843500
LONDON OFFICE: HAMILTON HOUSE | MABLEDON PLACE | LONDON | WC1H 9BB | 020 3905 7640





LEVATO MONO

Porcelain paver system and coordinating internal tiling

Surface 360, *formerly The Deck Tile Co*, has 130+ colours and finishes in their Levato Mono 20mm porcelain paving tile ranges. **Plus** create a seamless visual transition between internal and external spaces with coordinating interior 10mm porcelain tiling.



- For both residential & commercial use.
- Ideal for balconies, roof terraces, garden decking and piazzas.
- Various sized 20mm thick porcelain tiles.
- An eternal zero maintenance product - offering massive over-life savings.

- Timber, stone & cementitious effects.
- 'Floating floor' – installation over single ply membranes.
- Height adjustable/slope correcting support system: 9mm - 550mm.
- Lightweight – 45kgs per m².

- Highly abrasion and stain resistant.
- Highly slip resistant: R11 A,B&C.
- High load bearing.
- Impact resistant.
- Completely non porous.
- Frost proof.

INTRODUCING OUR NEW WEBSITE:
WWW.SURFACE360.CO.UK

SURFACE 360

INTERNATIONAL FOCUS

Showcasing the latest projects from around the world – visit www.architectsdatafile.co.uk for full information



JIANGBEI NEW DISTRICT, NANJING, CHINA LWK & PARTNERS

LWK & Partners have successfully won a transit-oriented development (TOD) project in the Jiangbei New District, Nanjing, China. This project is situated near Taishan Xincun Station and Baotashan Country Park. The area has long been a research and development (R&D) and education base with convenient transportation links. The project has a gross floor area of approximately 400,000 m² and is expected to include office towers, residential buildings, shopping malls, a commercial street, a public transit hub and a district services centre. The 'integrated TOD' concept means the multiple sites intended for various functions and split by the highway are "reunited through underground space," said the architects.



SHARJAH BOTANICAL GARDEN, UAE GRIMSHAW

Grimshaw has been appointed for a new botanical garden in Sharjah, UAE, in a project which has a mission to encourage discovery and education while conserving the rich floral heritage of Sharjah, the UAE and the rest of the world. With a site spanning more than 60 ha it is similar in scale and ambition to the Eden Project and Oman Botanic Garden in Muscat, both also designed by Grimshaw. Located within an urban context, the site for the Sharjah Botanical Garden is adjacent to the Sharjah New Mosque and a proposed future residential development and "will offer the residents of Sharjah and the UAE an opportunity to enjoy the expansive garden on their doorstep".



WAP ART SPACE, SOUTH KOREA DAVIDE MACULLO ARCHITECTS

Davide Macullo Architects have finished work on WAP Art Space, in Gangnam, Seoul. This brick-clad building offers a mixed use of exhibition and residential spaces. "The building's composition represents a spatial arrangement of the habitable volumes organised on an orthogonal cubic grid that defines a larger space than that actually built," commented the architects. "The building is cast about the empty space and this determines the rhythmic relationships with the context, highlighting the importance of the human scale within the urban fabric" the firm added. The composition of cubic volumes, expressed in multiples of six, eight & 10 metres on each side, "reveals the living space and defines the new scale of the relationship with the surrounding area".



CARNEGIE MELLON UNIVERSITY, USA BOHLIN CYWINSKI JACKSON

Architecture firm Bohlin Cywinski Jackson (BCJ) has announced their designs for two new buildings at Carnegie Mellon University (CMU). Both projects, ANSYS Hall and TCS Hall, are designed for collaborative research and “maker-based learning”. The buildings will be utilised by faculty, graduate and undergraduate students across multiple disciplines, and “underscore university-corporate partnerships”. ANSYS Hall is designed to be a 36,000 ft², four-storey facility for CMU’s College of Engineering. The 90,000 ft² TCS Hall building will serve as a “gateway” for students who are entering the CMU campus from Forbes Avenue.



MERCURY TOWER, MALTA ZAHA HADID ARCHITECTS

The Zaha Hadid Architects-designed renovation and redevelopment of Mercury House has started on site. Derelict for more than 20 years, the 9,405 m² site includes the remaining facades of the former Mercury House that date from 1903. Working with Malta’s leading conservation architect, the heritage structures will be renovated as integral parts of the new development. The 31-storey tower of residential apartments and hotel is aligned at street level to reduce its footprint, maximising civic space within the new piazza. The tower’s realignment “expresses the different functional programmes within” said the architects.



HAMBURG INNOVATION PORT, GERMANY MVRDV

Construction has begun on the first phase of Hamburg Innovation Port, a 60,000 m² mixed-use development at the inner harbour of Hamburg-Harburg, the city’s southern high-tech hub. The project designed by MVRDV “connects existing port typologies with an urban dynamic to create architectural diversity and innovation on the existing site,” said the architects. On the 20,000 m² site, around 60,000 m² of gross floor space will be built over several phases for more than 2,500 jobs and the planned expansion of Hamburg University of Technology (TUHH). In addition, the innovation park is intended to facilitate the networking of business and science and offer the “best prerequisites for establishing a vibrant start-up scene,” added the firm. Jacob van Rijs, co-founder, MVRDV commented: “Part of the plan is the idea of a diverse public space in which each section has its own strong character.” He added: “There is a park, a boulevard, a square, shared spaces and a waterside promenade that invites office workers to have outside meetings and al fresco luncheons creating a vibrant waterside neighbourhood.”

NEW ARRIVALS

Rounding up the latest movers and in-house appointments across the industry



FIVE NEW STARTERS POZZONI ARCHITECTURE

Pozzoni Architecture has welcomed five new starters at its Altrincham studio, four of whom have come through the company's Academy programme. Joining the growing team are four trainee architectural technologists and one graphic designer, with the technologists working in Pozzoni's specialist sector teams. Ashley Maxim will be working on commercial projects, while Josh Broomhead becomes a member of the leisure team. George Lucas and Tianna McCormack both join the Living team and will be working on housing, PRS and senior living projects. Brady O'Donnell has joined Pozzoni as a graphic designer and will be working across sector teams.

Nigel Saunders, director at Pozzoni, said: "As a practice, it's hugely important that we invest in the future, not just of our business, but of the industry too, and this significant number of new starters reflects this. We have a range of exciting projects coming up across our specialist sectors and I'm sure our new young team members will be eager to hone their skills within the teams."

Pozzoni's Academy was set up in 2006, with a view to nurturing the next generation of architects, designers and technologists. Each year the Pozzoni Academy is committed to training young people, many of whom choose to remain with the firm, in both the Altrincham and London offices, post qualification.



LANDSCAPE TEAM EXPANDS MABER

Architectural practice maber is expanding its landscape team in response to "rapidly growing demand". The team has grown from two to seven people in less than a year, and now provides a variety of landscape design services through the practice's five offices in the Midlands and London. Associate director Lee Smith, said: "We have a very commercially-aware team who have real-world experience of working on projects with a variety of organisations. The ability to provide landscape services alongside architectural and interior design, as part of a multi-discipline package, is proving attractive to clients, as is our ability to work to BIM Level 2."



TWO NEW RECRUITS LAURENCE ASSOCIATES

A self-described "planning-led" architectural practice in Cornwall, Laurence Associates, has recruited two new members of staff to its award-winning team. Part II architectural assistant, Nathan Gilbert, and associate planner, Jenna Swanson. Jenna Swanson, who has a background in both public and private practice, has extensive experience in planning applications, specialising in conservation, heritage, and design. Before relocating to Cornwall, Nathan Gilbert worked on the £30m refurbishment of Croydon's theatre, Fairfield Halls, described by the architects as "a key part of the town's ambitious multi-billion pound regeneration programme".



ANDREW WOODROW BARTON WILLMORE

Barton Willmore, a leading planning and design consultancy which recently expanded its operation in Scotland with the opening of an office in the centre of Glasgow, has announced the appointment of a new planning associate. Andrew Woodrow joins the Queen Street-based firm just months after the business opened its second office in the Scottish 'Central Belt'. With more than 16 years of experience in the planning and development sector, Andrew brings "a wealth of knowledge and experience," says the firm. Andrew previously worked for real estate and investment firm, CBRE, working across a range of high-profile projects in Glasgow.

TIMBER EXPO

NEC **BIRMINGHAM**
9 – 11 OCTOBER 2018

THE UK'S ONLY
TIMBER SHOW

- › Latest timber solutions
- › Exclusive new product launches
- › CPD's
- › Live product demonstrations

timber-expo.co.uk

#TimberExpo2018 @TimberExpo



PART OF UK CONSTRUCTION WEEK 2018

EXHIBITORS INCLUDE:



EXCLUSIVE DATA PARTNER:



CONTENT PARTNER:



SUPPORTING ASSOCIATIONS:



**FREE TO
ATTEND**

CPD FOCUS

The latest CPD courses, seminars and documents for architects

LUXTON JOINS THE LINE UP FOR SEMINAR TOUR



Ecological Building Systems, has secured sustainable design expert and TV presenter, Charlie Luxton, as the guest speaker for the Swindon event on the company's forthcoming seminar tour. Taking place at The National Self Build and Renovation Centre, the Swindon seminar will kick-start the five-location tour on Tuesday 16th October, bringing together architects, specifiers and construction professionals for a full day's programme of presentations, technical talks and practical demonstrations. 01228 711511 www.IntelloSealOfApproval.com

RENOLIT LAUNCHES NEW RIBA APPROVED SURFACE DESIGN CPD




RENOLIT has launched a new CPD seminar on the flexibility and uses of thermoformable PVC as a decorative surface which illustrates the benefits of PVC films over other decorative surface materials. The seminar provides architects with an understanding about PVC and its common uses within interior construction projects. It informs how to recognize different types of surfaces films, their applications and raises awareness of some specialist applications. 01670 718222 www.renolit.com/design

NEW RIBA APPROVED THERMOWOOD CPD



Silva Timber has launched a new RIBA-approved CPD seminar entitled 'ThermoWood: Aesthetics, and Performance' which illustrates the uses and benefits of using ThermoWood. Learning aims include information on the material, benefits, applications, finishes, installation and projects. The CPD seminar includes full supporting materials and samples, lasts about 45-60 minutes and includes time for questions. 0151 495 3111 www.silvatimber.co.uk

WETROOM DESIGN & SPECIFICATION CPD



The Wetroom Design & Specification CPD from CCL Wetrooms, guides Architects through the process of designing and specifying a watertight wetroom. Run free of charge at a time to suit your practice, the 45 minute technical presentation comprehensively covers all aspects of wetroom design and specification. This includes wetroom design & layout, waterproofing, drainage, floor build up and installation. An informative section on how wetrooms can help meet the Lifetime Homes Standard is also covered. 0844 327 6002 www.ccl-wetrooms.co.uk

GO BACK TO SCHOOL WITH NEWTON'S RIBA CPDS



Newton Waterproofing Systems' three, double-points RIBA CPDs provide a welcome guide through the often overwhelming choice of waterproofing options. The seminars can be provided either at your office or at Newton's training facility in Tonbridge, Kent, and tailored to your individual requirements. The choice of CPDs include:

1. Structural Waterproofing Design Strategies to BS 8102:2009 – Newton's top-rated CPD focuses on the different forms of waterproofing and how to achieve the environmental grades defined by BS 8102:2009.
2. Waterproofing Factory Tour – The industry's first RIBA-approved factory tour includes a theoretical presentation and practical product demonstrations.
3. A Designers Guide to Type C Waterproofing to BS 8102:2009 – Examine the evolution of Type C waterproofing, and the importance of maintainability, sustainability and specialist contractors.

Damon Hilliard of BDB Design LLP said: "Newton provided a CPD that was engaging and tailored to us. The speaker was knowledgeable and accommodated all team members equally. We will certainly be in touch with Newton in future to discuss our projects."

To book your own CPD, contact Newton on: 01732 496511 beckyw@newtonwaterproofing.co.uk

TRITON SHARES STRUCTURAL WATERPROOFING EXPERTISE



Waterproofing of Structures Below Ground is the latest CPD accredited by the RIBA for structural waterproofing specialists, Triton Systems. It offers a complete overview of all aspects of structural, below ground waterproofing and explains barrier, watertight concrete and cavity drained systems (defined in BS 8102:2009 as Types A, B and C). It looks at systems available, as well as the benefits of combining two or more types. It presents examples of typical details and good site practice, and showcases a variety of project references. Triton Systems uniquely have in-house expertise across all waterproofing systems for new-build including large commercial projects and existing structures. The new seminar is part of a series of waterproofing-related, RIBA accredited seminars from Triton Systems that are all listed at tritonsystems.co.uk. The company also offers a wider range of Professional Learning CPDs – which can be tailored to specific audiences including architects, engineers, contractors or specialist installers. An alternative learning opportunity is also available from Triton in the form of a Project Review Meeting. Arranged at a time and place to suit you, a CSSW qualified member of Triton's technical team will drop in and provide unbiased project-specific advice for a current or imminent waterproofing project. 01322 318830 www.tritonsystems.co.uk

SWEGON'S CPD SEMINAR, A BREATH OF FRESH AIR



Swegon's CPD seminar, 'A Breath of Fresh Air', outlines the importance of properly selecting an air distribution system and the impact this can have upon the comfort and well-being of end users and building occupants. The seminar explains the variety of room requirements and what product to use where, when and why. For consultants, building service engineers and architects, having a thorough understanding of air distribution systems will aid the design of a particular project. This seminar will also be broadcast as a live webinar on 30th May.

01746 761921

swegonair.co.uk/cpds

WIENERBERGER KNOWLEDGE BUILDER™ PORTAL



Wienerberger, a supplier of wall, roof and landscaping innovations, is delighted to announce the launch of the Wienerberger Knowledge Builder™ portal, an online library of RIBA-accredited CPD training modules. Knowledge Builder™ is a user-friendly website dedicated to delivering CPD content in a digital format that fits in with architects' busy lifestyles. Wienerberger's educational modules can be completed on the go, at a time, place and pace that is convenient for the user. 0161 491 8200 knowledgebuilder.wienerberger.co.uk

RIBA ACCREDITED CPD PRESENTATIONS AVAILABLE



Grant UK has registered with RIBA and joined their CPD Providers Network, offering RIBA approved seminars to architects and specifiers on air source heat pumps. Grant UK has produced a free of charge seminar which focuses on air source heat pumps, providing general awareness information for the attendees. The seminar provides an introduction to how an air source heat pumps works before delving into greater detail about specification and installation. For further details about Grant UK's CPD seminar or to book a place, please visit the website.

01380 736920

www.grantuk.com

UNCOVER THE UNIQUE VERSATILITY OF WEDI'S PRODUCTS AND SYSTEMS




Book a RIBA approved CPD today to learn about the 30+ years proven, 100 per cent waterproof German engineered CE marked shower system that is mould resistant, low emission, eco-friendly, ISO9001 certified and BBA approved. Learn the full scope of applications wedi is suitable for such as flooring, cladding, shower enclosures, partitioning, sealing and decoupling, construction of unique washstands and shelving. Get to know wedi's wellness and designer elements, the bespoke services wedi has to offer and wellness & spa applications that it is suitable for. 0161 864 2336 info@wedi.co.uk

WE'RE



ON GOING



Innovation and product development is crucial for our business operation and we strive to offer the highest quality balustrade and clamping solutions. We test our products and systems extensively to ensure compliance and performance of the highest standards.

FIND
US AT

UK
CONSTRUCTION
WEEK | 2018
Stand B460

LONDON
BUILD 2018
Stand D37



ONLEVEL

WE'RE ONLEVEL | AREYOUONBOARD.CO.UK

T: 0161 804 9500 | sales@onlevel-uk.com
Alexandra Court, Ashton-under-Lyne, OL7 0QN

CPD FOCUS

The latest CPD courses, seminars and documents for architects

'STEP ON IT!' SPECIFICATION OF ENTRANCE MATTING



Quantum Flooring Solutions – RIBA approved CPD seminar 'STEP ON IT!' is a presentation and discussion dealing with the subject of specifying safe and effective entrance matting. The CPD presentation includes: What entrance matting is designed to achieve and how to select the right one; How recent BRE guidelines affect the choices for specifiers; Environmental and health and safety considerations applicable to the manufacture, installation and maintenance of entrance matting.
0161 627 4222
www.quantumprofilesystems.com

TWO NEW RIBA ASSESSED CPD SEMINARS FROM COMAR



In two RIBA assessed seminars, **Comar** outlines: Stand & Deliver: a Study of curtain Walling – the design of curtain walling, it's properties and how it is used by specifiers. This seminar aims to offer an understanding of the points of Hill in the NBS specification system, and how best to make use of it. Designing functions & reliability into entrances – the issues that influence the function of main entrance design and technology. This seminar aims to offer an understanding of how user expectation influences door design and links this with hardware selection, entrance configuration and floor finishes.
020 685 9685
www.comar-alu.co.uk

NEW SIKA SARNAFIL FLAT ROOFING CPD MEETS MODERN DEMANDS



Sika Sarnafil has launched a new RIBA accredited Continual Professional Development (CPD) seminar, 'Selecting Flat Roofing System to Meet Modern Demands', for those wanting to specify high performance flat roofing that meets the most up-to-date legislative requirements. In response to a fast-paced industry, the experts at Sika Sarnafil created the CPD specifically to meet the needs of architects and specifiers. The seminar aims to inspire, educate and reassure by covering all the vital knowledge required to ensure a successful and effective roof system. The CPD provides specifiers with a breakdown of all the typical roof build-ups from cold and warm to protected roofs, with the new addition of blue roofs, through simple and engaging animations. This is accompanied by information on important design considerations, materials and workmanship. A further upgrade to the seminar is the inclusion of extra expertise on energy efficiency, BRE Accredited Details, sustainability and BIM to help architects, FMs, building managers and surveyors that are under increasing pressure to source environmentally responsible roofing products. Richard Lawton, Regional Sales Manager – South, Sika Sarnafil says: "Attending this CPD aids the decision-making process when choosing the perfect roof for a project."
01707 394444
gbr.sarnafil.sika.com/en/new-builds/contact/request-a-cpd.html

REYNAERS INVESTS IN NEW RIBA-APPROVED CPD – AN INTRODUCTION TO SPECIFYING ALUMINIUM CURTAIN WALLING



Reynaers has introduced its latest RIBA-approved CPD that looks at all aspects of aluminium curtain walling.

The newest CPD touches on some key areas for consideration when specifying the product and features types of curtain walling, design aesthetics, performance, standards and building regulations as well as a number of eye-catching case studies.

The leading aluminium systems supplier has long been providing a programme of high quality CPD material to architects and specifiers.

It has developed a number of other presentations and seminars, independently certified by RIBA. New Module 1 focuses entirely

on curtain walling and the second module, also approved by RIBA, covers sustainability and aluminium systems to aid architects and specifiers develop their knowledge and earn points. The material is exclusive to architects and specifiers and is offered as a 45-minute seminar across the UK.

Marketing manager at Reynaers Rebecca Cope said: "We have invested in a number of new CPD presentations, with more in the pipeline that will be made available online soon. If you are interested in finding out more about what materials we might be able to provide, email or call us and a member of the team will be in touch."

0121 421 1999
reynaersltd@reynaers.com

Deceuninck undertakes acoustic testing programme on entire range

Deceuninck is the first window systems company in the UK to commit to systematic acoustic testing of all its products. The testing will provide commercial fabricators with the data they need to meet increasingly stringent acoustic specifications.

Rob McGlennon, MD at Deceuninck, says: "It used to be specifiers were only interested in the acoustic performance of the window pane, the glass. But with more and more developments popping up on brownfield sites in bustling city centres, the acoustic performance of the entire window system is critical.

"The problem commercial fabricators have is very few, if any, systems companies in the UK have hard and fast data on their window systems, so when a developer specifies a certain acoustic performance level, they're forced to wait months for testing to be booked, undertaken and reported on.

"At Deceuninck, we aim to help



commercial fabricators win more projects where acoustic performance is a key requirement. That's why we've partnered with the best acoustic testing centre in the country to provide the stats they need on all our products."

Deceuninck now has certified acoustic data for its Casement, Tilt & Turn and Fully Reversible window products, with testing on the full product range currently underway.

01249 816 969 www.deceuninck.com

A new National Sales challenge




Experienced sales professional Paul Stenning has been promoted to the role of National Sales Manager at Cistermiser and Keraflo, the washroom and water efficiency specialists. Paul's latest challenge is to lead the team of regional technical sales managers who represent both these

respected and well-established brands to specifiers and merchant-side customers alike. "Cistermiser and Keraflo are a delight to work for," says Paul. "I'm relishing the prospect of making these businesses grow. Both companies are highly flexible and management decisions are made quickly. It is so pleasing to help make a difference."

0118 969 1611 www.cistermiser.co.uk

BAL supports Team UK at EuroSkills



BAL are proud to be sponsoring the UK wall and floor tiling competitor at EuroSkills 2018. Taking place in Budapest from 26th to the 28th September, the members of Team UK will be taking on the best apprentices in Europe with the aim of being crowned champions in their chosen

skills. BAL has sponsored regional and national SkillBuild tiling competitions since 2004, while Dave Rowley, Training Manager at BAL, has acted as Lead Judge since 2009.

01782 591100 www.bal-adhesives.com

CEO to judge Panasonic Pro Awards



Panasonic has announced that David Frise, CEO of Building Engineering Services Association (BESA), will be the UK judge for the Panasonic PRO Awards 2018, which celebrates excellence in the design, specification, installation and commissioning of Panasonic heating and cooling systems. David Frise

is CEO of the Building Engineering Services Association (BESA). Previously, David was CEO of FIS, the trade body for the fit-out sector. David Frise brings a wealth of knowledge and experience to the international judging panel, which is made up of leading independent representatives from the heating and cooling industry across Europe.

www.aircon.panasonic.eu/____/pro-awards-2018

Act smart and save the date



GEZE UK will demonstrate some 'joined up thinking' when it takes part at this year's Smart Buildings Show (7th-8th November 2018) at the Barbican, London. Its stand, F3, Hall 2, is a third bigger than last year and will feature the latest integrated products that can form

part of intelligent building networks. Visitors to the stand will see products such as the Slimchain, IO 420, IQ box KNX, IQ locks, WS 1000 touch screen controller, Flat scan sensor, the GEZE Cockpit and a first look at the Perlan AUT NT, a cost-effective alternative to the manual sliding door system - ideal for use in difficult-to-access areas.

01543 443000 www.geze.co.uk

Stylish casing solutions from Encasement

The extensive refurbishment and upgrading of Wolverhampton's Mander Centre shopping mall has included both Vecta wall lining systems and 'Forma' column casing solutions from Encasement as part of the £35 million project.

A key part of the plans was to improve the shopper experience at the Mander centre by creating a double height full length glass atrium, which incorporates both ground floor and gallery shopping areas linked by a footbridge with escalator access.

The comprehensive revamp has also attracted a number of major retailers to the centre with H&M being one of the first to move into the new complex, while Debenhams is one of the latest with its 90,000 sq.ft department store.

To help create the high quality finish demanded by the centre's owners, Encasement's Vecta interior wall lining system was used to clad the atrium and mall footbridge, as well as the gallery ring beam bulkhead.

All of the panels were manufactured and



installed by Encasement and are finished in white to integrate with the interior design scheme which helps create the bright, open space for retailers and shoppers.

In addition to the Vecta system, Encasement also manufactured, supplied and installed 34 Forma bespoke column casings, which use an elliptical contour design and are located around the perimeter of the ground floor and gallery shopping area to conceal structural steelwork.

Each column casings stands 3000mm high, but the profile dimensions vary depending on the size of the structural steelwork that needs to be concealed. All casings are manufactured using Alucobond® aluminium composite to provide a durable and tough surface for high traffic areas and is finished in silver grey to integrate with the colour scheme.

01733 266 889

www.encasement.co.uk

Influential tiling systems manufacturer celebrates 25 years in the UK



This September represents a milestone anniversary for Leicestershire-based manufacturer Schlüter-Systems Ltd, which provides premium solutions to protect and finish tile and natural stone. Parent company of the business, Schlüter-Systems KG, was established in Germany in 1966 by master tiler, Werner Schlüter. Schlüter-Systems Ltd was officially incorporated in September 1993 and commenced trading shortly after. Over the past quarter of a century, Schlüter-Systems Ltd has had a considerable influence on British installation processes for tile and stone. Upon formation of The Tile Association (TTA) in 2000, Schlüter representatives were appointed to the committees. In joining these and a number of other committees and working groups in the years since, Schlüter-Systems Ltd has established itself as a key contributor to the formation of British Standards with relation to the industry. A trail of innovations characterises Schlüter-Systems Ltd and its parent company. The business carries a number of highly acclaimed products. Joachim Backes, managing director of Schlüter-Systems Ltd said: "I am delighted to be at the helm as we celebrate our silver anniversary."

01530 813396 www.schluter.co.uk

Freefoam de-mystify the process behind the products



TV Shows and online videos about how everyday objects are made are incredibly popular and can be a powerful marketing tool for many manufacturing companies – with Lego clocking up over 6.5 million views on YouTube! Freefoam Building Products are pleased to announce the launch of another new video featuring all aspects of the production process of its fascia, soffit and guttering products. The video explains each stage, right from the arrival of the raw materials on site, through the extrusion of PVC in the production process to storage and distribution of the finished product. Freefoam have made considerable investment in the UK facilities over the past 19 years – even changing the skyline of Northampton with their 21 metre high 'Mixing Plant'. The production facility operates 24 hours a day, seven days a week employing 92 people on site. The video also helps to illustrate the scale of this manufacturing operation and Warehousing facilities. Geoff Barnett, Technical Operations Manager said: "We're proud of what we make and of our site and this video gives us the opportunity to showcase the facilities we operate and the products we produce."

01604 591110 www.youtube.com/channel/UChtEpiVP9ux0YAsgl0UqdnQ/featured

Women in Construction – the critical solution to a skills shortage

The drive to encourage and retain women in construction roles is a critical solution to the skills shortage and a topic of enormous importance to the industry at large.

One only has to consider the 300,000 new homes that are to be built each year, and the need for more than a million extra workers by 2020, to realise the enormity of the challenges ahead. Figures suggest that women are expected to make up more than a quarter of that workforce by 2020, but more can and should be done, with some experts believing the figure will be more like half of the workforce.

Looking back to 1988, less than 7 per cent of the full-time construction industry workforce in Britain were women. By 1995, the Equal Opportunities Commission stated in its annual publication that women continue to be significantly under-represented particularly in the construction sector.

The situation is improving with wages rising, albeit slowly, and the proportion of women in senior roles has almost trebled since 2005, providing some hope that the misconceptions around construction being a gender-specific industry are at last being removed. But, a survey by Randstad in 2018 discovered that out of 1,200 people that have experienced gender discrimination (33 per cent), 60 per cent were women, and more than eight in ten women feel left out and excluded from male-oriented conversations and social events. Not only are these figures disturbing, but the survey revealed 43 per cent of organisations do not actively monitor pay equality.

Encouragingly, there are parts of the industry that have recognised the urgent need to address these inequalities, and we at London Build 2018 are a part of that drive. We've been hosting our Women in Construction Networking Event for two years now, and are thrilled that through the growing support from industry, we are able to offer inspiring leaders the platform to encourage and inspire the younger generation and more women to challenge the barriers to entry and aspire to a more diverse workforce.

At last year's event, we worked with NAWIC, Built by Both, Women in Property, the Federation of Master Builders and many more key industry figures, registering 1,150



female visitors to the session. We aim to make this year's event to be even bigger and remain the UK's largest gathering of women working in construction!

This year, we've partnered again with NAWIC, and are delighted that Women in BIM (WiB) and many other industry leading bodies have come on board to bring this free-to-attend event for all, offering the chance for professional individuals operating in this market to network and feel inspired.

Not only will we have a great supply of refreshments, but you'll hear from a panel of established female experts discussing the untapped opportunities for women, get any of your questions answered, and to network.

However, we are taking our commitment to shine a light on our women in construction one step further this year by creating our Women in Construction Ambassador community.

We have an impressive list of Women in Construction Ambassadors that have agreed to help us to drive equality and diversity in the built environment, but we'd like more to join.

By joining us, you'll attend the morning tea networking event and meet with our selected group of Ambassadors, allowing you to not only strengthen and build your existing network of contacts but to become part of a more significant community of like-minded business leaders. Also, we would encourage you to share your experiences and best practice with aspiring minds and demonstrate



the exceptional opportunities a career in construction can offer.


It's essential for us to tell the many fantastic career stories within the industry and hear from inspiring women on what they have achieved and how they can motivate others to follow a similar path to success. So, what more of a reason do you need to come along and be a part of our community?

The Women in Construction Morning Tea is taking place on 24th October at 10:00am-12:00pm in the Built Environment Networking Hub. Register for your free tickets now.

And if you're interested in getting behind us to drive equality and diversity in the built environment as a Women in Construction Ambassador, simply get in touch with the team.

0203 058 2350 wic@londonbuildexpo.com

University saves time and money with Visedge Floor Access Covers



Howe Green's Visedge Series Flexible Floor Access Covers are helping the University of Surrey to save time and money when it comes to maintenance of concealed services in their busy refectory. Fourteen of Howe Green's Visedge Series Flexible Floor Access Covers were specified for a refurbishment project in the refectory by Roberts Building Services Ltd. The covers were fitted by Progressive Floor Surfaces. Once installed the Visedge covers were infilled with Altro StrongholdTM. Weldable PVC securing edge were used to enable the frame section of the access cover to be bonded and welded to the cut edge of the sheet flooring. By doing this an impermeable, flat, hygienic and permanent joint was formed ensuring the highest levels of cleanliness and hygiene. The Visedge covers replaced frames which were so heavy and cumbersome that they had previously taken four people to remove whenever maintenance of the services concealed beneath the flooring was required. The new Visedge covers offer a tough, light weight, non-rusting access solution.

01920 463230 www.bilcoak.co.uk

Remmers showcase at Exhibition



Environmentally-friendly and sustainable aren't just buzzwords for Remmers (UK) Ltd, who will showcase their new LW-722 stain finish at the W18/Elements Exhibition, which starts on 30th September. Replacing fossil fuels with biomass process technology, they have

used cutting edge technology to create a coating that protects both wooden windows and the environment. Manufacturing high-quality wood coatings since 1949, Remmers is a family-run company based in Germany turning over €300 million annually.

01293 594010 www.remmers.co.uk

Insulated panels recognised at awards



Kingspan Insulated Panels has been recognised as Manufacturer of the Year at the BusinessGreen Leaders awards. The awarding body praised Kingspan's dedication to a sustainable agenda, noting

its mission to become a Net-Zero Energy (NZE) company by 2020, along with its conscious efforts towards ensuring responsible sourcing practices. Much of Kingspan Insulated Panel's efforts has centred around its commitment to become a Net-zero Energy (NZE) company by 2020, meaning that all Kingspan's facilities and production will be energy neutral on an aggregated basis over the period of a year.

01352 717 251 www.kingspanpanels.co.uk

adf

GET YOUR FREE DIGITAL SUBSCRIPTION



WWW.ARCHITECTSDATAFILE.CO.UK

[ARCHITECTSDF](https://twitter.com/ARCHITECTSDF)

ADF@NETMAGMEDIA.CO.UK

ENJOY READING ADF BUT FIND IT'S NOT ALWAYS CONVENIENT TO HAVE THE PRINTED MAGAZINE? OR HAS YOUR WORKPLACE TURNED PAPER-FREE?

The Digital Issue offers you the same content, delivered straight to your inbox and accessible via smartphone, tablet and desktop computers. Be among the first to read all the latest features, comment, interviews, and more, before the print issue has even been delivered! Back issues of the magazine can also be viewed online.



ARCHITECTSDATAFILE.CO.UK/ADF-DIGI

POWERMATIC®

Concealment when you want it
Performance where you need it



Designed and manufactured in the UK, Powermatic controlled, concealed door closers deliver exceptional performance as well as a host of benefits that surface-mounted closers cannot match:-

- Superior aesthetics
- Reduced risk of vandalism or tampering
- Suitability for anti-ligature applications
- Compliance with relevant fire performance standards for one-hour and half-hour fire doors
- Enable doors to meet accessibility requirements
- Perfect for Hotels, social housing, health, care homes, secure accommodation, commercial and many other situations.
- Available in standard and Free Swing models

Dedicated door closer website: concealeddoorclosers.com

Tel 0121 766 4200 info@samuel-heath.com

SAMUEL HEATH
since 1820



**BUILDING
PROJECTS**
**MAS DE ROCHET HOUSING
CASTELNAU-LE-NEZ, FRANCE**

Whole earth approach

A new district has been created near Montpellier that brings together 400 homes of different tenures, in a holistic design that helps buildings blend into a former quarry site. Jack Wooler reports

The new Mas de Rochet district in Castelnau-le-Lez, just outside Montpellier in the south of France, is 4.7 hectares and consists of 413 new homes, including apartments providing private, social and luxury housing.

Situated on the site of an old sand quarry, bordered by low but steep cliffs dug from the compacted sand, the buildings' facades and geometry have been designed to replicate the distinctive materiality of their surroundings.

Urban developer GGL commissioned A+Architecture to conduct an 'urban study' on the site, and subsequently to design the whole scheme. After dividing the land into four lots, each was then sold to a separate developer – namely Amétis, Idéom, Nexity and Helenis.

A+Architecture has substantial experience in both private and public housing, as well as in urban planning programmes of comparable size to Mas de Rochet. They, along with two other architecture practices, took part in a design competition for the project.

Carved into the ground

The existing groundwork was not modified from its former iteration – the architects in fact exploited the outline of the old quarry to use it as the frame for the development, and give the impression the buildings were “carved into the ground itself.”

Built around a single path as a cul-de-sac, vehicular access is kept to a minimum as necessary, while 218 car parking spaces provide plenty of provisions for storage.

The development features a range of different housing typologies. 33 per cent of the homes (126 units) were dedicated as social housing, and provided by Amétis, plus a further 109 homes as senior long term care units, developed by Nexity. In addition, 14 per cent were allocated to Idéom, as 52 first-time buyer market homes, and 25 per cent as 97 high-end homes from Helenis.

As well as the new homes, the development includes the provision of a community centre, a district heating centre, and shops. There are two social housing apartment blocks, one of which borders the road and also houses the retail units and the municipal centre which occupy its ground floor. Both buildings have what the architects describe as a “classic distribution scheme of halls and corridors.” The heat production centre provides district heating to the homes, utilising an economical biomass woodchip-based district heat network.

Planned in grouped duplexes, the 52 homes for first-time buyers all have at least a small garden, with some of the homes offering an additional entrance terrace. 50 parking spaces are located in a basement underneath the homes, intended to provide





equal access to all housing units. These homes are organised as a small pedestrian village, with narrow paths, open areas and frequent areas of vegetation offering important amenity to residents.

The 109 flats providing for senior residents function as though it were a hotel, the ground floor offering communal services such as a lobby, restaurant, lounges, a games room and a hairdresser.

Each of the 97 'higher end' flats are distributed around a large central six-storey hall, with the top floor occupied by a common terrace.

Distinct geometry

The form of the apartment buildings provides a paradox of seeming somewhat random while uniform, maintaining order despite each storey being offset visually thanks to the intermittent protrusions of their balconies.

A large, white-rendered balcony, cantilevered around the perimeter of the buildings, delineates each storey. These balconies protrude from the building's core to varying degrees, with their sharp corners placed at different, unaligned points. This creates a complex offset form, which seems without an obvious analogue in terms of function, but provides a visual playfulness, the balconies shifting and warping as they run around the buildings.

A distinct geometry provided to the apartment buildings helped drive this dynamic aesthetic, and provides large, functional outdoor space. To meet local planning laws, and in order to attain the targeted density and heights, the architects designed the deep balconies, protected from the sun, for all the apartments, bringing an element of the outdoors into living space for residents. Two types of railings were specified on the balconies, with both screen printed glass, as well as laser cut and powder-coated steel.

The balconies are also intended to reinterpret the site's former use, mimicking the rough and unpredictable landscape. The stone cladding (sourced from China) used on the lower parts of the homes further the project's depiction as a 'piece of the earth', adding a natural texture to the facade.

The architects claim the intricate but somewhat haphazard form is inspired from the ground beneath and around the project, which is displayed proudly in the development's colour palette. Across the development, the facades offer earthy tones reminiscent of rough sand and dirt, contrasted by the bright whites of the



balconies and first-time buyer homes. This colouring is accentuated in the intense sunshine of Southern France.

The colour scheme selected by the architects for the facades and railings differs slightly from one section of the project to another, while always utilising natural shades of Montpellier sand across the board – ranging from yellow to Siena.

Togetherness

With senior care in particular, but also strongly the case for some of those in social housing, it is easy for residents relocated into assisted housing to feel marginalised by society. While design for such facilities has progressed in leaps and bounds in recent years, care homes often ring of separation and abandonment, of being swept aside by society into a corner. Social housing has carried a similar stigma, with council blocks separated from regular private housing.

However at Mas de Rochet, there is no immediately obvious separation between the apartments for senior care and the other tenures. This will, the team hopes, significantly help towards engendering a strong sense of community in the development, promoting togetherness as opposed to being ostracised from each other.

To continue to encourage this community spirit, a 'municipal centre' has been built among the public space in the senior care building, surrounded by well-tended

greenery, which features across the whole development. This building, called "La Maison des proximités du Mas de Rochet," has been provided in an effort to combat potential isolation among residents. As well as including information on local facilities and events, it enables them to socialise with other residents, and helps bridge generational gaps.

With the population ageing in France as in the UK, the topic of how to care for our elderly has never been higher on the agenda. To combat any sense of dislocation, the social care apartments have been placed in the heart of the community, designing them from the outset as a part of district's 'general population'.

At this development in particular, as is a growing trend in homes for both the young and old, the approach to modernise assisted living for the elderly of Mas de Rochet has been to imbue a perception of hotel living into the apartment block. Residents will be greeted by a hotel style lobby, and can take advantage of a range of on site amenities, including a restaurant, relaxing in the games room or one of the lounges, and perhaps get a new style from the in-house hairdresser. All of this provides the assistance and care that the residents will need, but introduces it in an unobtrusive, familiar way. It also strengthens the community inside the building itself, with residents able to socialise outside of their homes, but within a nearby, safe, accessible location.

HARMONY

The facades provide a mix of earthy stone and white-rendered balconies set at varying angles



The project provided the architects with an opportunity to add the natural complexities of landscaping into something as functional as a walkway

Rather than create any kind of dichotomy between the more and less expensive homes, the entire new district of Mas de Rochet retains a common sense of place in its design. The 52 houses for first time buyers, while separated into duplexes a short walk from the apartment blocks, offer the same mix of rough stone, earthy browns and yellows, and stark whites on their exterior.

Outdoor areas

It is important for many who design buildings to ensure that the line between the natural and the man-made is not too thickly drawn. It is a time-honoured technique to introduce vegetation externally in such developments to offer a beneficial impact on both the physical and mental wellbeing of residents. This project is no exception, providing the architects, who also undertook the landscape design, with an opportunity to add the natural complexities of nature into something as functional as a walkway.

There was no vegetation at all on site when the architects began their work designing the project. After the quarry ceased its activities, a small concrete brick plant was established, and a concrete slab covering the entire site was laid. This, of course, meant that all vegetation now seen on the development had to be planned, and planted.

Access by car to the site is strictly limited to a circular road in and out, which allowed for the multiple central plots, all pedestrianised, to be widely planted upon. The relatively unstable cliffs around the site were consolidated by adding new earth banks, which were also generously planted to bring more life to the homes' surroundings.

Greenery is a central theme across Mas

de Rochet, contrasted with the earthy palette of the surrounding buildings and white concrete pathways. Dedicated and well-tended plant beds can be seen frequently on the circular road, split into triangles and other geometrically distinctive shapes, and contrasted with both dirt and white gravel beds which provide attractive breaks between the pathways. The focus is less on flowering varieties, but more on Mediterranean plants with low water demand; trees, bushes and climbing species providing crucial colour and life to the development.

A central focus of the design of the new district, open communal areas encourage community by increasing the likelihood of serendipitous encounters between residents, and providing them a place to meet and socialise outside of their homes. Contributing towards this, parallelepiped stone seating has been placed intermittently besides the plant beds, encouraging residents to have a moments' respite in the communal areas.

To ensure these benefits can be enjoyed at all times of day, as well as improving safety standards in the darker hours, all of the outdoor communal areas are well-lit. Much of the lighting is provided by tall lamp-posts, designed with a sharp-edged style that complements the buildings they illuminate.

Conclusion & reaction

Pride in a living space can be instrumental in turning what might otherwise be isolated living spaces into a part of a community. It is therefore advantageous for architects to be able to introduce beauty and elements of architectural significance into people's homes, providing residents with something to appreciate, as well as show off to friends and family. ■

PROJECT FACTFILE

Architect: A+Architecture
Social housing: 126 units
 (developer Amétis)
First-time buyer individual housing:
 52 units (developer – Idéom)
Senior long-term care: 109 units
 (developer – Nexity)
High-end housing: 97 units
 (developer – Helenis)

Door closer enhances high-rise fire safety



British designed and manufactured, Powermatic controlled, concealed door closers from Samuel Heath are gaining increasing popularity for use on fire doors in high-rise flats and apartments. The door closers carry the CE mark and have been independently tested and proved to meet the requirements for one hour and half-hour fire doors under BS EN 1634-1. Unlike other jamb-mounted devices, Powermatic door closers facilitate a door's compliance with Approved Document M, neither do they have to be removed from the door to be adjusted.

Powermatic is ideal for restricted door reveals and, thanks to the fact that it is totally concealed when the door is closed, helps retain the aesthetics of interiors and create a less institutionalised, more homely feel. Concealment also reduces the risk of the door closer being damaged through vandalism, misuse or tampering, which could render a fire door useless. It also means less maintenance call-outs and continued fire safety.

0121 766 4200 www.samuel-heath.co.uk

A change of scenery with Kingspan



Kingspan Kooltherm K108 Cavity Board has been installed on the first phase of houses constructed in the major redevelopment of The Poets in Swinton, helping the project to meet its thermal performance requirements with slim wall build-ups. To ensure the homes are energy efficient, whilst still retaining the estate's welcoming and familiar aesthetic, 75 mm Kingspan Kooltherm K108 Cavity Board was installed behind traditional red stock brickwork facades. The insulation board features a fibre-free phenolic core with an outstanding thermal conductivity of 0.018 W/m.K.

01544 387 384 www.kingspaninsulation.co.uk


Making it easy to adapt



A new briefing paper from the House of Commons is highlighting increased funding that should lead to almost a doubling of home adaptations under Disabled Facilities Grants. Closomat, a leading provider of disabled toilet solutions has a unique package in its sector. No other shower (wash & dry) toilet manufacturer has the capability to offer, and deliver, such a full service. Closomat can offer design advice, supply and install a raft of supplementary bathroom equipment, including ceiling track hoists, toilet lifters, height adjustable washbasins, shower seats, and even adult-sized changing benches.

0161 969 1199 www.clos-o-mat.com

Spacetherm WL improves apartment




Spacetherm WL (Wall Liner) has been selected to improve the energy efficiency of a Victorian built apartment in southwest London. A complete refurbishment of the apartment, SW15 has been undertaken by Ecoalex. Alex Woodcraft, Managing Director of Ecoalex: "The apartment spreads over

two floors and the front wall loses a large proportion of the heat. We chose to apply Spacetherm WL, from the A. Proctor Group, a high-performance laminate specifically designed to be adhered to the internal surfaces of existing solid walls without the need for mechanical fixings. At just 13mm thick, Spacetherm WL was ideal."

01250 872261 www.proctorgroup.com

Selectaglaze acknowledged for glazing



Founded in 1966, Royal Warrant Holder Selectaglaze is acknowledged as a leading UK specialist in secondary glazing. All units are bespoke and designed with careful consideration to meet the needs of the project. Applications range from; noise reduction, thermal insulation and environmental controls; to protection

systems for bomb blast, ballistic, physical attack and fire. Selectaglaze will be exhibiting at 100 per cent Design 2018 in Olympia, London at Stand D325 on the 19th - 22nd September 2018. They will also be at London Build on the 23rd - 24th October in Olympia at stand G36.

enquiries@selectaglaze.co.uk

earthborn®

Listed country house saved from dereliction

A Category B listed country house near Peebles, Scotland, has been brought back to life following many years of neglect.


As in most historic houses, the walls of Hallyards do not have a damp course, which means that moisture rises up them and needs to evaporate away. At some stage lime plaster had been replaced with gypsum plaster but this had damaged walls by preventing them from breathing.

Owner Mike Gush chose Earthborn Claypaint because it is highly breathable and works well with lime plaster.

Claypaint is a unique, clay based emulsion that maximises the natural properties of clay to create a high performance, highly breathable paint that covers exceptionally well and gives a distinctive, ultra matt finish.

It is virtually VOC free and does not give off any toxic emissions so it is safer for the health of building occupants and the environment. Its eco credentials include the stringent EU Ecolabel.

Claypaint is available in Earthborn's signature palette of 72 shades. Bespoke colours can be developed through the nationwide network of Earthborn stockists.



01928 734 171 info@earthbornpaints.co.uk
www.earthbornpaints.co.uk



**BUILDING
PROJECTS**

**ADARE MANOR
LIMERICK, IRELAND**

Playing partner

When it was commissioned to double the size of an established golf resort with ambitions to host the Ryder Cup, architects ReardonSmith paid sympathetic tribute to the original historic manor house



The daunting brief from the owner of Adare Manor, businessman JP McManus, was to entirely restore and redevelop the prestigious hotel and golf resort – future-proofing the asset, but also enabling it to meet the client’s ambitions to host the Ryder Cup in 2026. As James Twomey of lead architects on the project ReardonSmith tells *ADF*, this grand ancestral seat constructed in pale limestone “was already world famous – the original Victorian manor was wonderful – but limited in terms of scale”.

This massive heritage project comprised not only the restoration, refurbishment and extension of existing buildings on the 840-acre estate near Limerick, but also the addition of several new buildings including a new wing of guest rooms and a large

ballroom, as well as landscaping the grounds. The 18-hole golf course itself has been completely redesigned to world-class standards by renowned international golf course architect Tom Fazio.

Thankfully, in terms of the brief given to heritage specialists ReardonSmith, it was “very open,” says Twomey, adding: “the client gave us a wish list of which we accommodated as much as possible within the broad masterplan”.

The original manor house (now hotel) was begun in 1932 and completed in 1862 as the seat of the Earl of Dunraven and is chiefly in Gothic Revival style. It features elaborate stonework with tall chimneys, castellations and spectacular oriel and mullioned bay windows, giving dramatic views of the grounds. Adding to its roughly square



CAREFUL BLEND

The original manor (left) with its elaborate stonework and tall chimneys was doubled in size by the addition of a new stone-built wing (centre) and ballroom (right)



WEST WING

The new wing and colonnade were designed to be as complementary to the Gothic Revival style of the manor as possible, while avoiding 'pastiche'



footprint housing an impressive great hall and Versailles Hall of Mirrors-style Minstrels Gallery, a further 'Clock Tower wing' of rooms runs along the river Maigue. Augustus Pugin designed some of the interior including the great hall, where guests circulate before moving to their rooms.

No significant upgrades had been made to the main building since 1989, when an extension to house yet more guest rooms was added to the north of the Clock Tower wing, making a long, thin building. With the resort's burgeoning popularity showing no sign of abating however, the client (Tizzard Holdings) wanted to increase guest accommodation "by as much as possible," to enable the client to handle future demand and avoid further situations such as guest rooms having to be used as meeting rooms. Completing the project would be a new ballroom plus function spaces overlooking the river, as well as a meeting room, bridal suite, 32-seat cinema, and a spa in the cellar, plus a swimming pool extension.

The manor house's austere grandeur had faded somewhat, says Twomey: "While it was atmospheric, it needed to be more inviting". It would be fully restored as part of the project, in strict adherence to the International Council on Monuments and Sites (ICOMOS), which provide the highest guideline standards for heritage buildings and monuments.

In addition, there was a circulation problem to resolve, "We had to envisage

how to get from guest arrival in the manor house to the new banqueting facilities and new guest rooms." Rather than be via the 1989 link, "a rather arduous, dingy corridor, the architects "wanted to give the guests a more memorable experience."

The resulting key challenges for the project team were twofold, and pretty stark – doubling the floor area of 8000 m² to 16,000 m², coupled with an "ambitious" timescale. As James Twomey says, "the hospitality industry is extremely public – if you tell the client you are going to have your grand opening on a given day, they had better because no-one wants the job of trying to explain why it hasn't happened." He says that the client's completion milestone was "ambitious and firm".

In addition, and what posed "a massive challenge for the practice on a daily basis," was being "custodians of what is essentially a national monument," says Twomey. With that in mind, the overarching design aim for the new additions to the building was "to be true to it, while not imitating it".

From conception to completing construction works and all renovations took just over two years. Twomey illustrates the level of intensity that was required on site to achieve this: "You could be addressing a critical matter in the manor one minute, then the next in the ballroom looking at gold leaf or another ornate embellishment. There were multiple teams all working at the same time, it was a phenomenal achievement."

Masterplanning

Twomey says the key to developing a masterplan for this relatively complex set of additions was "unlocking the fundamentals of the client's requirements at an early stage. We could then spend time honing and developing the design in a way that was true to the spirit of the original concept."

He says that due to the extensive land available to work with on the site, identifying the schedule for the masterplan happened "pretty quickly, once we got over the complexity of the protected views, without detracting in any way from the siting of the manor".

The key task was to significantly increase the size of the building to meet the client's needs while "creating a compact and connected design, sympathetic to the manor house and its setting," summarises Twomey. This was resolved by placing a new 'West Wing' at right angles to the 1989 extension and offering 54 new guestrooms and suites, plus back of house facilities, thereby creating a "cloistered courtyard."

The design progressed from concept to planning approval in three months – a fact which makes James Twomey justifiably proud of the planning document the project team produced – although he says there was still “never ending” time pressure placed on it. ReardonSmith’s track record of high-profile, sensitive heritage projects over the firm’s 30-year history stood it in good stead, with Twomey himself having been a key player in projects including the Savoy Hotel restoration in London, Brompton Hall and Hanbury Manor, as well as Monastery Santa Rosa in Italy and the Four Seasons St Petersburg.

Beyond the task of achieving a rational overall planning strategy and a considered aesthetic approach, the minutiae of planning layouts to ensure a seamless experience for high-paying guests were in sharp focus. ReardonSmith applied well-established principles of avoiding any ‘crossovers’ between back of house staff and guest movement around the building.

James Twomey explains: “It ticks all the boxes in terms of efficiencies and the client’s operational requirements. There was very careful planning of back of house facilities, as well as dedicated service for banqueting, including a dedicated kitchen and prep.”

Part of gaining planning approval so quickly was down to the local authority only having one key stipulation for the new additions, according to Twomey. “They said they would rather we didn’t produce a pastiche of the manor.” The approval process was “extremely amicable and fluid” he says, including a series of public consultations and presentations with the McManus family and local authority. One way that ReardonSmith assured the client and planners that it would produce a sympathetic result was to produce a ‘design book’ for all parties to agree on which showed all the principal details of proposed additions, not just general floorplans.

West wing

Obedient to the proviso of creating buildings that respected, rather than imitated, the original historic structure tied in with the practice’s own aims. This meant making the West Wing as complementary in appearance as possible, with restraint rather than adding all the extra detail the Victorians might have chosen.

The new wing’s limestone facades tie in to those of the manor house with stone corbels to windows which give a satisfying solidity, and similar dormer windows in the mansard



roof. Says Twomey: “It has its own sense of place and time, while having a spiritual connection to the manor.” A key architects’ attention to detail was the fact every single stone used was individually scheduled and identified, “whether it was part of a quoin, window surround or corbel.”

The 100 mm-thick limestone used to build the additions was locally sourced, and there were 110 subcontractors working on site at the project’s peak with two separate stonework sub-contractors. Says Twomey, “No one outfit could handle doing the colonnade and West Wing as well as the ballroom, which is also built of limestone.

Stonemasons had to remeasure and recut some stones on site to get a precise fit. “It was all hand placed and worked on site – to see them work with such an unforgiving material, with the highest level of precision, was memorable indeed.”

The sheer presence of the substantial new wing, which extends south further than the curtilage of the manor, is mitigated by a penetration made by a splendid vaulted arch, allowing vehicles through to drop guests at the landscaped entrance of the ballroom beyond. Achieving this visual punctuation which separates guest rooms from a back of house area was essential to get right, says Twomey, “otherwise the plan would have been hard to justify in terms of its scale.”

The internal room layout of the West Wing is set out as straightforwardly as possible to help guests easily navigate the

No significant upgrades had been made to the main building since 1989





All images © Paul Lehane

PROJECT FACTFILE

Lead architect: ReardonSmith
Landscape architect: ReardonSmith Landscape
Conservation architect: Consarc
Interior designers: Richmond International and Kim Partridge
MEP: Arup
Project manager: John Kestell
Main contractor: John Paul Construction
Structural engineer: Punch
Completed: April 2018

building: “There are end corridor suites, it’s double aspect with a central corridor, and there are garret rooms within the mansard roof.” In addition, it’s “very rationally planned at ground floor in terms of back of house areas as well as guest rooms on the upper storeys.”

Twohey adds: “There’s no need for it to be complex, we’ve all got lost in hotels, let’s face it! It gives the client operational efficiencies that look right because they are right.” Importantly, given the overall design goal of paying homage to the original building, he confirms: “You never get the impression that you’re in an extension, it has already established a sense of place.”

Colonnade & other additions

One of the major pieces of design ingenuity employed by ReardonSmith in the masterplan was to resolve the issue of access to the new five-storey West Wing using creative as well as appropriate design. The result is a new open stone-built colonnade that connects the manor house to the West Wing guest bedrooms, offering guests a dramatic sense of arrival, and a means of avoiding having to use the 1989 building in order to access the new ballroom and function rooms.

In terms of a planning solution, making a pedestrian covered access in parallel to the linking corridor in the original building that let to the 1989 extension was the key that “let the building plan breathe and flow,” says Twomey. He says it “unlocked the pinchpoints” and while admitting the architects didn’t achieve it first time, “they got very close and then honed the idea”. The new colonnade also closes the cloister garden between it and the original ‘Clock Tower wing’ along the river, while being “sympathetic to its massing.”

The colonnade’s stone arches with engaged column details and vaulted ceilings are enhanced and picked out by sensitive lighting. However, despite some historical allusions, it is distinguished by a restrained amount of detailing as part of the original undertaking to the local authorities.

A further addition which might not normally receive as much design attention is the new gatehouse, a new ornate stone building in keeping with the manor. “It really sets the tone for the guest experience, signalling this is a grand estate”.

Two other new buildings take a more transparent approach – the stone, timber and glass Carriage House clubhouse restaurant emulates a conservatory with extensive glazing, and the similarly

constructed ‘halfway house’ (serving refreshments to golfers between the ninth and tenth greens), is also designed to blend outside and inside.

Restoration

The restoration of the manor house itself, while requiring “careful surgery” to bring so many historic fixtures and fittings up to current standards, was undertaken by Conservation Architect Consarc, albeit under ReardonSmith’s oversight. This consisted of cleaning repairing and replacing stonework, including 52 chimneys, which had been exposed to the Irish weather for around 170 years. A total of 365 historic windows were repaired, firestopping was installed above fibrous plaster ceilings, and original timber floor boards were replaced over a new acoustic insulation system.

As well combining eight guestrooms with other rooms to make new suites, 63 guestrooms and suites were refurbished, and two lifts were introduced to make the building fully accessible. The building contains many historical artworks ranging from tapestries to carvings, which were restored and replaced, enhancing the grandeur of guestrooms and circulation spaces in a way that was “honest to materials and finishes”.

Conclusion

The final cost of all works was approximately £110m excluding the golf course, which seems good value given the scale of what was done, coupled with meeting the client’s exacting aspirations for a high standard of craftsmanship and workmanship. Says Twomey, “normally budget is an impediment, but in this case, although it was a challenge, the client knew what they wanted and always upheld the highest design and quality sensibility.”

The client themselves is reported to be happy with the result, and the extended resort has won several travel since completion. Colm Hannon, CEO of Tizzard Holdings comments: “A profound attention to detail has underpinned every decision along the way, and passion for quality craftsmanship is evident in every new building.” He concludes: “Adare Manor is now the odds-on favourite to be awarded the honour of hosting the 2026 Ryder Cup.”

Rather than add a ‘statement’ building, ReardonSmith has made a different statement here – that major heritage renovation can have architectural merit precisely by emulating the best of the past rather than competing with it. ■

Britannia Cast Iron Rainwater System

Williams & Burrows Heritage Repair Ltd are specialists in the repair and maintenance of historic buildings. Based in Devon – with over 50 years' experience, they were the ideal contractor for the refurbishment of St Michaels and All Angels Church, a Grade I listed building in the heart of Exeter.

The church required a complete overhaul and replacement of the rainwater system to the north and south aisles, vestry and sacristy.

Williams & Burrows, their architect – Jonathan Rhind Architects and A collaborated to ensure that the correct product, the right quantities, and a high-quality cast iron was all present in the rainwater system, and that it would be in keeping with the traditional style of the Grade I listed church.

Prior to the order being placed ARP provided a pre-painted sample of the cast iron so that both Williams & Burrows and Jonathan Rhind Architects could inspect and approve the quality.

Once approved, the order for cast iron



guttering and downpipes was placed and ARP responded with a speedy delivery date. All products and accessories were painted semi-gloss black in our in-house wet paint line and then suitably packed and despatched to site for installation.

The sizeable order included Britannia cast iron moulded ogee gutter and rectangular cast collared downpipes. These products were chosen for this project specifically as it is a high quality and conservation equivalent product ensuring that all heritage considerations were adhered to. The profiles and painted finish are

in keeping with the traditional style of the building and Britannia Cast Iron is expected to last for at least 100 years, providing it is maintained and repainted regularly.

The Britannia Cast Iron range from ARP is the ideal choice for listed, conservation or heritage properties - made from traditional die casts, Britannia can be used to match or replace existing cast iron rainwater systems. The Britannia range of gutters, downpipes and hoppers are available either primed or painted to 8 standard colours.

The advantage of having your order pre-painted means there is much less time spent on site, and once installed it is protected from the elements. As a standard service, ARP provides a touch up paint to finish the job.

Richard Burrows said "Our client, architect and ourselves were pleased with the products supplied and appreciated the endeavour of ARP to get things right. We will use ARP again and would happily recommend them".

01162982570 www.arp-ltd.com



Icynene – the spray-foam thermal blanket

A well-insulated building means a healthier, quieter and more energy efficient environment with better comfort levels and lower heating bills.

And nothing does a better job of insulation than Icynene – the first name in spray foam insulation.

Icynene expands 100-fold when applied, sealing all gaps, service holes and hard to reach spaces, completely eliminating cold bridging and helping reduce energy bills.

What's more, its open cell structure lets the building breathe naturally.

Icynene. It's the modern way to insulate buildings, old and new.

For for more information on the benefits of Icynene visit icynene.co.uk



MAKING SPACE

AT 100%**design**[®]
STAND D505



SCRIGNO CAN SAVE YOU TIME AND MONEY - VISIT US ON STAND D505 TO FIND OUT MORE

Excel Architectural will be exhibiting Scrigno Pocket Doors at **100% Design** on the **19th-22nd September** on the Todd Doors stand. Come and discover how easy the Scrigno cassette system is to install and how it can save you time and space. Single or double door systems are available, as are **FD30 fire rated** single door systems and **glass door** conversion kits.

Visit www.excel-ah.com/scrigno or email sales@excel-ah.com for more information.

ACCESSORIES & FEATURES



AUTO CLOSER
AVAILABLE



DAMPER
AVAILABLE



10 YEAR
MECHANICAL
GUARANTEE

THE QUICK FIT POCKET
DOOR SYSTEM FROM
SCRIGNO[®]

100%**design**[®]

The big design event shakes things up

London's design-focused event 100% Design announces a "shake-up to its core programming" with new exhibitions 100% Futures and 100% Forward, all located within the newly formed West Kensington Design District

100% Design, thought to be the UK's longest running annual design-focused event, returns for its 24th edition this year and announced a shake-up to traditional programming, demonstrating its "renewed vision to be the unmissable show for design in London's creative calendar". 100% Design will present new features, fresh design talents and emerging names alongside a roster of industry favourites, big name brands and innovators. Taking place at Olympia, London from 19 – 22 September, this year 100% Design will present two new features, 100% Futures and 100% Forward, which will "focus on emerging designers across innovation and furniture design respectively".

This year will also see the launch of the new West Kensington Design District, a 'hub' that is set to inspire design enthusiasts and become the "must-visit" district during the London Design Festival, with an engaging programme featuring design brands, globally recognised cultural institutions and unmissable events this September. The district will be brought to life by a stellar array of partners including the Design Museum (the leading museum devoted to contemporary design). V&A Blythe House will offer a rare opportunity to participate in guided tours whilst Polish brand Zieta presents Plopp 4.0 at Arthill Gallery, amongst many other partner events.

100% Futures is a new exhibition celebrating forward-thinking design from a selection of British and international talents

who have chosen to set up their practices in London. Spearheaded by Max Fraser, 100% Futures will shine a light on some of the most exciting designs under the theme 'Designing for London,' running across travel, technology, well-being, public spaces and sustainability. Alongside this, 100% Futures will also share designs from other cities, looking at ideas around the future of city-living and the best of design for urban centres across the world.

100% Forward, curated by journalist Barbara Chandler, will highlight eight emerging design talents across furniture, product, lighting and textile design. Each will be championed by an established designer who carved his or her career during the first decade of 100% Design. Simon Pengelly, who started his career in 1993 when he presented at 100% Design, has selected rising talent Daniel Schofield. In five short-years, Daniel has honed his reductive approach to materials; form and function to create celebrated lighting, furniture and tabletop products.

100% Design's core exhibition covers Interiors, Kitchens, Bathrooms and Bedrooms, emerging brands, and new for this year, 100% Build London, a dedicated show for the construction and architectural industries.

100% Design will provide a platform for a mix of new interior brands such as One Plus Eleven, a conceptual furniture company that "blurs the boundary between art and design", and established names including



Excel Architectural will be exhibiting Scrigno Pocket Doors alongside Todd Doors at 100% Design on the 19th-22nd

September. Come and see the Scrigno cassette system in action and see how it can help you realise the full potential of a space. We have single and double door systems available, as are FD30 fire rated single door systems and glass door conversion kits. **Stand D505.**



Hinge manufacturer **SIMONSWERK** will again be exhibiting at the 100% Design Exhibition showcasing the latest

developments in hinge technology. Visitors to the stand in the Design & Build section will be able to view the company's full range of hinge applications and also take advantage of one-to-one demonstrations of the SIMONSWERK online advanced PRODUCTSELECTOR information system. **Stand D415.**



Workshop No.8 specialises in custom-made, creative items. These include mostly furniture pieces, to

sculptural pieces, wall decorations, themed furniture sets and home-ware installations. A wide range of materials are used at Workshop No.8 which expand the possibilities for creation. These can range from wood, to fibre glass, to metals and plastics amongst other materials. Workshop No.8 also does restoration work. **Stand EB40**

Italian design heavyweight Arper. Other brands to watch include Casa Botelho, Rubn, B Sweden, Graypants by Pad Home, Antonio Lupi, Odddot, Taamaa, Tuuci, Lyon Beton, Frama, Pintaark, Adventures in Furniture and Madheke.

A number of brands will push the boundaries of contemporary living, debuting models for the future, including Starck with Riko and Tesla.

Philippe Starck will present a prefabricated house with Riko, a Slovenian engineering and manufacturing brand that specialises in industrial prefabrication and energy production technology. Riko first teamed up with Starck in 2014 to unveil a new home featuring rooftop energy producing technologies, wind turbines, rainwater recovery and heating pumps.

Tesla, a brand focused on accelerating the world's transition to sustainable energy, will showcase Powerwall, a device which integrates with solar to store excess energy

generated during the day making it available only when you need it, minimising reliance on other forms of energy.

Olympia London, home to 100% Design, is undergoing a major regeneration project, managed by owners Yoo Capital and Deutsche Finance International. Heatherwick Studio, in collaboration with SPPARC Architects, will lead the "architectural enhancement". The project will see the 130-year-old exhibition centre based on a 14-and-a-half-acre site in Kensington, London, transformed into a world-leading arts, entertainment, exhibition and experiential district whilst staying true to its original heritage as an exhibition business.

Finally, 'Talks With 100% Design' returns as "the most anticipated and forward thinking talks programme of the design calendar". Expect a series of inspiring sessions reflecting the very best in global design, emerging talents and the changing landscape of London's creative communities.

100% Design takes place at Olympia London, from 19-22 September. For more information & to register, please visit www.100percentdesign.co.uk

CONTEMPORARY DESIGN TRADITIONAL CRAFTSMANSHIP

Workshop No.8 specialises in custom-made, creative items. These include mostly furniture pieces, to sculptural pieces, wall decorations, themed furniture sets and home-ware installations. A wide range of materials are used at Workshop No.8 which expand the possibilities for creation. These can range from wood, to fibre glass, to metals and plastics amongst other materials. Workshop No.8 also does restoration work, up-cycling and reclaiming of old items and furniture.

Come and visit Stand EB40

Contact us today on 07517086967, email info@workshopno8.co.uk or visit www.workshopno8.co.uk to find out more

PRO-RAILING®
The Stainless Steel Handrail Component System

THE PERFECT FINISH FOR YOUR HANDRAIL PROJECT

TOP RAIL SYSTEMS

OVAL	RECTANGLE	ROUND	SQUARE

The Master Catalogue is out now
Visit www.fhbrundle.co.uk to view or download a copy today!

01708 25 35 45 prorailing@brundle.com www.fhbrundle.co.uk



By Appointment to
Her Majesty The Queen
Manufacturer and Supplier
of Secondary Glazing
Selectaglaze Ltd.

selectaglaze
Secondary Glazing

Seamless integration giving you the added
benefits of:

Warmer

Quieter

Safer



- The most effective method of sound proofing
- Exemplary thermal retention creating a more comfortable environment
- Reversible adaptation for Listed and heritage buildings
- Helping projects achieve BREEAM Excellent standards
- Secured By Design accredited

T: 01727 837271

E: enquiries@selectaglaze.co.uk
www.selectaglaze.co.uk



@selectaglaze

100% DESIGN STAND D325

SIMONSWERK
HINGE SYSTEMS

TECTUS® Glass

Flush glass doors
in the limelight

Minimalist
Elegant
Transparent



Visit us!

100% DESIGN

Olympia London
19-22 September 2018
Stand D415



Find out more:
www.tectus-glass.com

Saint-Gobain launches new collection



The new Saint-Gobain collection of highly durable lacquered glass for stylish interior walls and furniture now comprises 26 colour choices built around five contemporary trends. SGG PLANILAQUE COLOR-IT can be used in entrance halls, kitchens and bathrooms, as well as furniture including cupboard and wardrobe doors. SGG PLANILAQUE COLOR-IT has an opaque, coloured appearance, which is obtained by applying a layer of heat and humidity resistant lacquer on the reverse side of the glass, where it is protected from damage. It is also very easy to clean and maintain.

01476 23000 www.saint-gobain.com

VASCO: Introduces the Mono Radiator



The new Mono aluminium radiator is the epitome of simplicity and architectural freedom. Available in two options; a flat design - Beams or a profiled design - Bryce, the sections can be mounted together or separately with a configuration of two or three different height dimensions, different gaps, at a distance or an angle. Each section can be individually controlled and the thermostat button can be placed anywhere on the wall. Both styles of Mono radiator are available in 55 different colours and shades, allowing for a variety of colour combinations. VASCO will be at 100% Design – Stand No K620

0333 7727718 www.vasco-group.eu

100% DESIGN STAND K620

Imperial Bricks unveils new Brick Tiles



Imperial Bricks will launch its new range of Brick Tiles at Stand D8, 100 per cent Design, 19th-22nd September, at Olympia London. The Brick Tile range is suitable for use on internal feature walls, kitchen splashbacks, decorative fireplaces or externally as cladding. Produced from full-sized bricks, Brick Tiles create a genuine 'exposed brick' wall effect, but don't require costly labour or bricklaying skills for installation. Also on display will be interior wood panelling and an enhanced range of glazed brick finishes.

01952 750816 www.imperialbricks.co.uk

100% DESIGN STAND D8

Healthy environments aid recovery



The noise found in hospitals is caused by a variety of sources, making these healthcare environments often unable to meet the acoustic levels recommended by the World Health Organisation. Part of the ROCKWOOL Group, Rockfon provides a complete acoustic ceiling range, combining stone wool ceiling tiles with suspension systems and accessories. Its ceiling systems are a fast and simple way to create beautiful, comfortable spaces. They offer the highest class of fire safety, excellent sound absorption, are resistant to all ubiquitous bacteria and ensure dimensional stability.

0800 389 0314 www.rockfon.co.uk

HEALTHCARE ESTATES STAND G8

BEDROOM DOORS WITHOUT LIGATURE RISK?

The combination of our full-door alarm and en-suite door help you to move two major ligature risks from the bedroom – a game-changer for patient safety.



Full-door alarm senses ligature loads across the whole door



En-suite door with no known ligature risks

TARGET ZERO

Ask us about Target zero
www.shp.help/zero

0330 058 0988
info@safehingeprimera.com
www.safehingeprimera.com

SAFEHINGE PRIMERA[®]
LIFESAVING DETAILS

HEALTHCARE ESTATES STAND E20



Healthcare Estates
Conference. Exhibition. Dinner. Awards.

Celebrating 70 years of the NHS at Healthcare Estates

Healthcare Estates is only a month away, and this year the event celebrates the 70th birthday of the NHS – and the 75th birthday of the service's professional estates body

The theme of the conference is “Our Heritage, Your Future”. The future is looking exciting with new technology, innovation, and streamlining of processes and working methodology in the NHS, to save money, increase efficiency, and enhance and improve the patient experience and patient care.

Outgoing IHEEM President Pete Sellars will open the conference, followed by a special performance to mark IHEEM's anniversary the NHS' landmark birthday. Plenary sessions will begin with a keynote from Simon Corben, director and head of profession, NHS Estates and Facilities, at NHS Improvement. A second Keynote presentation from Nick Hulme, chief executive for East Suffolk and North Essex NHS Foundation Trust, STP Lead for Suffolk and North East Essex STP will be followed by a panel discussion with key representatives from the healthcare sector, including Rose Gallagher, professional lead Infection Prevention and Control, at the Royal College of Nursing.

The conference is divided into three parallel streams that run across both days of the event: Strategy and Leadership, Engineering and Facilities Management, and Planning, Design and Construction.

Day one of the conference will cover the following themes: Strategy; Sustainability; Procurement, Risk and Funding, Energy; Well Buildings; Light in Healthcare Environments; Design for Efficient Operation, and a module each from Architects for Health and Procure 22.



The future is looking exciting with new technology, innovation, and streamlining of processes and working methodology in the NHS

Day two's keynote presentation from Dr Hyaatun Sillem, chief executive of the Royal College of Engineering, will be aligned to one of IHEEM's initiatives, in discussing women in engineering, and a



Winning the Design in Mental Health Network Product Innovation Award earlier this year, judges

commented that **Safehinge Primera's** full-door ligature alarm "will undoubtedly improve service user safety". Using an intelligent on-board computer, it constantly checks the load across the whole door – not just the top – raising an alarm when there are significant changes to the load applied on the door. Stand E20.

new initiative to enhance diversity and equality in healthcare engineering, and the role of the apprentice.

NHS Improvement will also be delivering a 'surgery' on the morning of the 10th October at Healthcare Estates, covering best practice and the NHS's action themes now, and for the future.

The conference's second day will cover Technology, both for operational efficiency and patient treatment; Compliance, Regeneration and planning; Design for Clinical Service; and Safety and the Built Environment.

There are more NHS Trusts represented on the speaker panel than ever before, discussing projects, initiatives, and case studies in their working environment. These range from linking public transport for easier hospital access, sustainable behaviour change, managing the estates property and land holdings, to reducing energy

consumption, introducing new technology to improve workflow, building refurbishment, and state of the art treatment technology and the building, planning and management required to deliver that new treatment. All the estates professionals delivering these presentations have invaluable first-hand experience of the projects that they have been involved in at their trust. Healthcare Estates is pre-eminent opportunity for estates professionals to learn from their peers, share ideas and solutions, and network across the profession. Registration is open, and hour-long modules of conference are available to book as separate conference units.

Event manager Michelle Michelucci said, "The exhibition is gearing up for a record breaking event in October with a host of new supporting organisations planning a raft of events over the two days to inform, delight and excite our visitors."

For more information or to register for Healthcare Estates 2018 taking place on 9-10 October at Manchester Central please visit www.healthcare-estates.com

adf

GET YOUR FREE DIGITAL SUBSCRIPTION

WWW.ARCHITECTSDATAFILE.CO.UK

[ARCHITECTSDF](#)

ADF@NETMAGMEDIA.CO.UK

ENJOY READING ADF BUT FIND IT'S NOT ALWAYS CONVENIENT TO HAVE THE PRINTED MAGAZINE? OR HAS YOUR WORKPLACE TURNED PAPER-FREE?

The Digital Issue offers you the same content, delivered straight to your inbox and accessible via smartphone, tablet and desktop computers. Be among the first to read all the latest features, comment, interviews, and more, before the print issue has even been delivered! Back issues of the magazine can also be viewed online.



ARCHITECTSDATAFILE.CO.UK/ADF-DIGI

GraftersLIVE showcases Northern Powerhouse

GraftersLIVE opens the doors to a what's being called a 'new concept in trade shows' on 2 October in Manchester

Autumn brings with it a feeling of anticipation. People return refreshed from holidays, the new term starts, and Manchester opens its doors to an exciting new concept in trade shows. "Not another trade show" I hear you say! And you would be correct, it's not just another trade show. GraftersLIVE is the only B2B Construction and Property exhibition to celebrate upcoming projects, in a region that is living up to its name as the Northern Powerhouse.

With interviews throughout the day hosted by renowned BBC Radio Five Live Breakfast Show presenter Rachel Burden, this is an opportunity to hear first hand from some of the north west's biggest property developers and main contractors about plans for the region.

Some of the speakers on the main stage offering their unique view on the opportunities for growth will include Alex Russell, group managing director of Property Alliance Group; Gary Jackson, Founder and CEO of De Trafford Estates; Giles Beswick, director of Select Property; Nathan Priestley, CEO of Priestly Group; Guy Horne, co-founder and MD of HS Property Group; and Yousef Mousavi, design director of Altin Homes.

Two seminar theatres will be providing a wealth of CPD, seminar and practical workshop material on topics as wide ranging as 'Facades and Fire Safety' delivered by trade association Engineered Panels in Construction (EPIC), to 'Building Your Brand in the Built Environment' from construction PR specialists Smith Goodfellow.

The exhibition space itself is following an unusual format. Inspired by effective networking groups, stands are only open to one of each kind of manufacturer or provider, ensuring a wide range of the finest products and services the North West can offer will be on show for delegates.

To add further value, a unique networking

opportunity is available for those quick off the mark to register. Based on the long established and popular Grafters networking lunch events, this format facilitates meeting the people you want to do business with, in a structured but relaxed and informal way. Places are limited, so book early.

The man behind the concept is Paul Kilroe, an entrepreneur who understands that good business is all about relationships, and who has his roots set firmly in construction history as the son of respected head of the Kilroe Construction Group, Tim Kilroe. Organiser of highly successful Awards events The Grafters, Talk of Manchester (the TOMs), and the Eat, Drink and Sleep Awards, as well as carefully targeted networking groups, including Grafters for construction professionals and the exclusive Boardroom for business owners, Paul believes that this show is like no other.

"Manchester is the fastest growing city in the north. Where else can you get to celebrate not only the incredible projects that are springing up all over the north west, but also such a strong pipeline of future work? Where else but in the heartland of the industrial revolution should you experience the innovation, drive and passion of the manufacturers, developers, contractors and architects who are helping to deliver that pipeline?"

Too many shows simply aim to fill stands, without considering how to provide a valuable experience for the people they want to attract through the doors. We are about helping people to connect and to find what they are looking for, whether it's CPD points, a local supplier, or an answer to a problem. GraftersLIVE is a platform where people can come together to learn about what is going on, to share knowledge and success, and do business with each other."

The exhibition is free to attend and promises to be the largest gathering yet of the region's property development industry.



INTERVIEWS

Live interviews will be conducted by Radio Five Live's Rachel Burden with Alex Russell, group managing director of Property Alliance Group (top) and Gary Jackson, founder and CEO of De Trafford Estates (bottom) amongst others

GraftersLIVE takes place on Tuesday 2 October at The Point, Old Trafford. For more information about the event and to find out how you can attend, please visit: www.graftersLIVE.co.uk

Advanced Support for 3D Modelling with Launch of BIM Objects



Advanced have worked with NBS to produce a comprehensive range of certified BIM objects for their fire panels, now listed on the NBS National BIM Library. Available to download for free from the library, the new data-rich BIM objects allow the very latest in fire systems technology from Advanced to be easily incorporated into a 3D building model by specifiers, architects and contractors using BIM building practices. Included in Advanced's range of BIM objects is the flagship MxPro 5 range, approved to EN54-2,4 & 13 and available in one-to-eight-loop variants as standard, with further custom-build options available. Holly Burrows, Account Manager at NBS, said: "It's been a pleasure to work with Advanced on our NBS National BIM Library. Choosing NBS to author their BIM objects means that they will be uniquely integrated within our digital BIM ecosystem that is used by construction industry professionals of all disciplines around the world. It's great to see the response they've received from our customers and I very much look forward to continuing to support Advanced on their BIM Journey". Visit www.nationalbimlibrary.com/advanced-electronics-ltd

01670 707 111 www.advancedco.com

Simpson Expands Range with Masonry Reinforcement and Render Mesh



Introducing the latest products offerings by construction connector manufacturer **Simpson Strong-Tie**; masonry reinforcement and render mesh solutions for timber and masonry construction: Bricktor® for crack control reinforcement; Brickforce® for structural reinforced masonry applications; Bricktie® – developed to overcome the problems associated with lifting heavy blocks in the construction of 215 mm and greater thickness walls; STUCANET HGBM and EBM - purpose designed steel welded wire mesh plaster and render carriers.

Sales Director Jon Head comments: "The introduction of a complete suite of masonry reinforcement products means that, along with our wall ties, frame ties and joint hangers, we can now offer the widest range of masonry connectors to the UK construction sector."

Visit our website for more information and to download our handy flyer, packed with product details and installation advice.

01827 255600 www.strongtie.co.uk

Expanded offering on certified thermal details



Sika Sarnafil has expanded its BRE Certified Thermal Details to ensure specifiers have the most comprehensive details available when choosing a roofing system. With the continuing emphasis on sustainable buildings and an increasing need for data that can prove a building's green credentials, Sarnafil has updated its suite of new build details, including all deck types and systems. All of the Sarnafil standard details, including those that are certified by BRE, are available for free via its online download centre. All of the Sarnafil details comply with the most up-to-date terminology and relevant regulations. They are the quick and efficient way of tackling thermal calculations and have the added credibility of certified thermal values verified by the independence of BRE – the third-party organisation responsible for other well-known sustainability certification schemes such as BREEAM. Martin Bidewell, Head of Technical and Product Management for Sika Roofing commented: "Anything that is going to help address the potential heat loss of a building and make calculations simpler is going to find an audience. By updating and increasing the details available this service is now even stronger."

01707 358500 gbr.sarnafil.sika.com

Re-shaping the house-building industry



Recent developments in the housebuilding industry look set to stimulate the market for timber frame construction, says **Norbord** Marketing Manager David Connacher. The growth of timber frame is changing practices within housebuilding as the construction industry embraces the idea of off-site manufacture. This slow and cautious approach is due mainly to the fact that offsite manufacture means a huge reduction in the site-based activities. This means that, once the building's foundations are installed, erection of the main structure follows very quickly. Timber-framed homes can therefore be brought to market at a faster rate.

www.norbord.co.uk

Catnic delivers unique thermal efficiency



When specifying lintels for its new, large-scale housing development, Property Management Company AKI Ltd looked to **Catnic's** Thermally Broken Lintel (TBL), as its design achieves superior thermal performance, whilst offering the same stable installation benefits of a traditional cavity wall lintel. The specifically designed flat top of Catnic's Thermally Broken Lintel provides a simple, consistent junction with the cavity wall insulation. This removes the reliance on site workmanship, reducing the risk of a 'performance gap'. The large scale development project also benefitted from Catnic Lintel Advance Scheduling System (CLASS).

0292 033 7900 www.catnic.com

An artist's vision is brought to life

The auditorium for the Humanities Division of Uppsala University (Humanistiska Teatern) is an innovative and unique building designed in the shape of a horseshoe. Unlike traditional lecture halls, the horseshoe-shaped design of this unique building allows all in the auditorium to see and hear each other, encouraging both speakers and attendees to participate in lectures and debates. This unusual building is encapsulated in a spectacular facade created from over 300

perforated aluminium sheets. The vision of artist Ann Lislegaard has been brought to life by using RMIG ImagePerf technology to transfer her intricate design to the metal sheets.

White Arkitekter has been awarded the prestigious Swedish architectural prize PLÅT18, in recognition of the innovative use of perforated metal.

01925 839610
info.uk@rmig.com www.city-emotion.com



PROJECT DETAILS


**Humanistiska Teatern,
Uppsala University**

**University campus auditorium,
Sweden**

Architects: White Arkitekter
Artist: Ann Lislegaard

Technical Characteristics

Raw material: Aluminium
EN AW-5754
Pattern: RMIG ImagePerf
Thickness: 3.0 mm
Finishing operations: Bending
Surface treatment:
Powder coating



Premier Coatings gains certification



Premier Coatings Ltd announce that they have achieved the internationally recognised environmental standard ISO 14001:2015. The certification recognises an organisation's commitment to reducing the environmental impact of their operations, hereby positively enhancing their environmental performance. By gaining this award, Premier Coatings Ltd have

demonstrated their commitment to working sustainably and have implemented procedures across all areas of the business to ensure their environmental obligations are successfully fulfilled.

01233 770663 enquiries@premiercoatings.com

STII door goes from strength to strength



The STII commercial door from SAPA has been well received by the market and sales continue to grow across all sectors. Further product enhancements have now been introduced. Double pivot doors, typically used on communal entrances, are now

available with master leaf electromagnetic locking. Further PAS24 options are also available including dual deadlocks, multipoint locking and panic exit devices. The STII door now also has its own framing solution, simplifying the creation and inclusion of side light and other composite elements.

01684 853500 www.sapabuildingsystem.com/en/uk

Renovation window is the solution



Janisol Arte 2.0, the second-generation renovation window from Schueco Jansen, is proving popular with architects because of its enhanced specification, improved performance characteristics and ability to satisfy the aesthetic concerns of local

authority planners and conservation officers. Elegantly 'retro' Janisol Arte 2.0 offers an enlarged range of profiles with slim sight-lines from 25 mm. A wider choice of glazing bead shapes – right-angled, bevelled, scotia and flat – makes it even easier to find an exact match for the steel windows being replaced.

mkinfo@schueco.com www.schueco.co.uk

Docklands in the frame thanks to Crittall



Crittall windows have been used to frame a spectacular London docklands view promoting a prestigious new residential and leisure development for the capital.

When Ballymore Property Group needed state-of-the-art glazing for the marketing suite promoting their London City Island development they turned to D&R Design who provided the perfect solution using large Crittall W20 steel doors and screens. "The sleek lines of Crittall's narrow W20 profiles provide the perfect view whilst protecting the suite from the River Thames elements," says D&R Design managing director David Phillips.

01376 530800 www.crittall-windows.co.uk

Comar 7P.i LS+ It's a Lift Slide Life for Us

Now it's time to lift and slide our product range with Comar 7P.i LS+. Innovative lift and slide gearing provides smooth operation for door configurations up to 12 metres wide and 3 metres high, creating true glazed sliding walls. From one system Comar 7P.i LS+ provides delivered solutions, for the summer months maximise the opening space with the three-track slider which creates two thirds clear opening, whilst in the winter the lowest U-values keep out the cold.

Innovation comes from Comar 7P.i LS+ offering unique solutions from one system, which means that with the same profiles you can provide lift slide or straight rolling gear, standard or slim interlock, enhanced performance with the inclusion of thermal foam and double or triple track configurations.

Optional slim interlocks maximise the homeowners view out when the doors are in the closed position keeping the slim sightlines of Comar 7P.i LS+ doors with the reassurance of the lowest U-values, so even in the coldest winter months daylighting is maximised and

warmth assured. For a standard CEN size set of doors U-values are down to 1.4 with a 1.0 centre pane and using glass technology and Comar's Enhanced Thermal Foam U-values of 0.74 are achievable.

The real advantage of this system is it's smooth and easy lift operation, it's ease of operation for sliding doors means that there is no alternative; it really is a lift slide life for all members of the family. Another advantage is the ability to lock the door in an open position anywhere along the track which means that the homeowner can open the door for ventilation without the risk of small children and toddlers exiting the doors.

For our fabricator and trade partners, Comar Systems utilises multi-function profiles which means that from a minimum stock all configurations of this feature laden system can be fabricated. Installers with the unique Comar Easyfit components minimise time on site and disruption to the home owner whilst maximising returns.

Feedback from the UKAS Accredited Test House was "it is the best they'd ever seen", as it passed BS6375 Parts one, two and three



with no water leakage at 1050Pa. The hardware, has been tested to over 50,000 open and closing cycles.

Glazing technology advances every day with new triple glazed units providing ever lower centre pane values, acoustic glasses to meet enhanced performance criteria are widely specified, Comar 7P.i LS+ now provides a future proof solution with a glazing pocket of up to 57mm. With a simple change of gasket and beads the Comar 7P.i LS+ provides this flexible solution for all your glazing needs.

020 8685 2318
projects@parksidegroup.co.uk

Viiu becomes UK's first PAS24-2016 accredited slimline sliding door

Viiu, the outstanding slim-line sliding door taking the market by storm, has become the first product of its type to pass the new more stringent security standard PAS24-2016.

Viiu offers ultra-slim sightlines, secure laminated glass throughout and an ingenious, unobtrusive design. With the outer-frame entirely built into the facade, it gives the appearance of a wall of glass, strong enough to support moving glass sections of up to 750kg, and fixed glass sections up to 1200kg.

But it's the product's unusually slim but robust interlock section that's allowed it to achieve much sought-after PAS24-2016 accreditation.

"The PAS24-2016 process is extremely challenging," explains Viiu Sales Director Rod Tate. "It was recently updated to stipulate the interlocks should not part by 50mm under 450kgs of force from both sides. As a result, most systems on the market



Architect: Crahay & Jamaigne Architectes
Photo: Samuel Defourny

found themselves in trouble. They simply hadn't been designed to withstand that level of force.

"During testing, most slim interlocks bend under the pressure, often resulting in gaps bigger than the magic figure of 50mm – the minimum amount of space a would-be intruder could realistically get their arm through.

"Viiu is the first and as-yet only system to

stand up to that level of force. A simple look at the shape and size of the Viiu interlock shows that by design it has the strength required to pass the test. We have video evidence showing there was no gap at all between Viiu's inside and outside interlock."

Viiu is also a cut above the competition in other ways. A motorised option is also available – and its drive gear is discreetly housed in the unit's 100mm head profile, which itself is hidden behind the building's facade.

Most competitor products, by contrast, require chunky head profiles up to 300mm in height. The motor can be easily accessed from below for maintenance or repair without the need for ugly internal access panels inside the home.

What's more, Viiu comes with automatic obstruction detection on motorised models, and a choice of wall-mounted or key fob operation.

0800 877 0077 www.viiu.co.uk

Opening the Doors to a Shoppers' Paradise

GEZE UK is opening doors to more shoppers at Glasgow Fort which has recently launched a third phase of shops and leisure facilities at its out-of-town shopping and leisure complex.

With more than 100 outlets and parking for 2,500, Glasgow Fort is noted for being one of the few purpose-built uncovered shopping villages with a two-sided mall design intended to recreate a traditional high street.

That's why installing the right doors were crucial in the design and specification of the new phase – not only to protect the new stores from the elements – but to maintain the fluidity of the stainless steel and glass aesthetic within its horseshoe layout.

The latest 175,000 sq ft extension – designed by Glasgow architects Cooper Cromar for owner British Land – includes an 80,000 sq ft Marks & Spencer department store housed within an iconic three-storey stainless steel-clad pavilion.

The store entrance has four sets of automatic sliding doors, powered by GEZE's Slimdrive SL NT operators, to form a draught

lobby and display area. The Slimdrive SL NT blends seamlessly into the uncluttered glazed frontage. With an operator height of just 7cm – it is almost invisible, virtually silent in operation and can move leaf weights of up to 125kg – ideal for buildings with high levels of footfall and a continuous flow of people moving in various directions.

GEZE UK worked with Gray & Dick Ltd and Greenfield Contracting to create the entrances for M&S and seven other shops and restaurants on the north of the site where the new development is located. They include:

- Fat Face
- Footasylum
- JD Sports
- Mamas & Papas
- River Island
- Wagamama
- Waterstones

In total 12 GEZE products were supplied. In most cases the Slimdrive SL NTs were used to create the entrances for the units. Fat Face, Footasylum, Mamas & Papas, River Island, Wagamama and Waterstones chose seamless entrances, each with a pair of automatic



sliding doors which provided flow and continuity with their glazed facades.

For JD Sports, a much larger unit, two Slimdrive SLT telescopic automatic sliding door operators were used to create two entrances across the span of its frontage – each fixed to glass. Like the Slimdrive SL NT, they operate quietly and boast an elegant drive design with a 7cm operator height.

For more information about GEZE UK's comprehensive range of automatic and manual door closers call or visit their website.

01543 443000 www.geze.co.uk

SWA welcomes Crittall



Crittall, one of the U.K.'s largest designer and manufacturers of steel windows and doors, has announced that it has joined the Steel Window Association (SWA) the industry

trade body that represents the majority of UK producers in the sector. Crittall Sales and Marketing Director Russell Ager said: "We are delighted to now be part of the SWA and look forward to working actively with other members in promoting the technical and aesthetic benefits associated with steel windows across the domestic, commercial and specialist security window markets".

01376 530800 www.crittall-windows.co.uk

Draught stripping for steel doors



Designed to provide a neat way of draught-proofing internal steel doors, the W20 profile end cap is now available from Steel Window Association members and can be factory-fitted into the bottom of internal pivot or sliding doors of any


size. The end cap offers an inconspicuous alternative to the brass draught strips that have traditionally been surface-mounted along the bottom edge of doors. The new, specially moulded profile is made of rolled aluminium and installed to close off the W20 end section during the fabrication of the door.

www.steel-window-association.co.uk



Holdsworth Windows is a family run business specialising in the manufacture of bespoke steel windows, doors and screens. Established for over 50 years we have designed, fabricated and installed windows, doors and screens for a wide range of contemporary, listed and historic buildings.

Specialists in Steel Windows, Doors & Screens



We offer our customers a complete service from **design consultation** through to **supply and installation**.

Tel: 01608 661883 | www.holdsworthwindows.co.uk | Email: info@holdsworthwindows.co.uk
Holdsworth Windows, Darlingscote Road, Shipson-on-Stour, Warwickshire, CV34 4PR

Berkeley Group selects Deceuninck's Tilt & Turn for Imperial College

Window systems company Deceuninck has been specified at Imperial College London. Deceuninck's 2500 Tilt and Turn window was recently installed in the university's flagship student accommodation.

Working with the Berkeley Group, Deceuninck fabricator, Dempsey Dyer installed 1,100 frames in the Woodward Buildings complex for Imperial College London.

This was a technically demanding project and the client had complex requirements for aesthetics, weather performance, acoustics, safety and durability. Dempsey Dyer met all the criteria with Deceuninck's high performance 2500 Tilt and Turn window, meeting the original specification for aluminium with the same performance and aesthetics, while saving 30 per cent on the overall cost of windows.

The windows were installed in high-rise buildings, so they needed to be strong enough to withstand elevated wind and water

pressure. The 2500 Tilt and Turn comfortably met these demands with Class 4 Air permeability; Class 8A Water tightness and Class A5 2000Pa exposure. The windows also achieved low U-Values of 1.5 and G-Values of 0.27 to prevent overheating in the building.

Acoustic performance was an important consideration, with the lower floors and elevations facing main roads demanding higher acoustic values. Deceuninck's technical team worked closely with Dempsey Dyer to develop windows with seven different levels of acoustics, ranging from RW34db to RW43db.

Safety and durability were also key concerns to the developer. Deceuninck's Tilt and Turn window is ideal for high-rise and student developments because it can be locked in the tilt mode for added safety and unlocked by maintenance teams when cleaning is required. The windows were finished in Iron Grey Decoroc on all four sides of the profile to match the appearance



of aluminium. Decoroc is an extremely durable, low maintenance colour finish that can be easily repaired if damaged, so it's a popular choice in high-rise developments. Deceuninck's Decoroc colour finishing system is micro-sprayed for a highly durable, easy-clean matt finish and comes with a 10-year guarantee.

Due to the success of this project, Berkeley Group has awarded Dempsey Dyer more contracts with Deceuninck products.

01249 816 969 www.deceuninck.co.uk

New view for stylish London hotel



Located at the heart of London and on the doorstep of landmarks Kings Cross and St. Pancras, is The California Hotel. This city hotel plays hosts to folk from around the world, all looking out onto the streets of London through traditional looking box sash windows. Now, this iconic and rather special hotel has been transformed using REHAU's stylish Vertical Sliding window profile, combining today's modern conveniences with the elegance of yesterday's grand accommodations. Heritage Rose vertical sliders – manufactured using REHAU Heritage profiles by specialist fabricator Roseview Windows – are a prestigious and market-leading sash window that oozes period charm and character. The Heritage Rose has been engineered to ensure the highest levels of security and scores high for its acoustic and energy efficiency credentials. It incorporates an exclusive stylish run-through sash horn designed to replicate the fine details you would find on a timber sash window. The run-through sash horn was developed by the R&D team at Roseview and lends perfectly to the requirements of The California Hotel's renovation.

01989 762600 www.rehau.uk

Extra security with Garador's SBD garage doors



Winter's coming, so it's reassuring to know your possessions are safe and secure in the garage when it is cold and dark outside. One of Britain's leading garage door manufacturer Garador is passionate about security and has developed a Secured by Design accredited range of Up & Over garage doors, called the Guardian Range. Secured by Design (SBD) is a security standard set by the UK Police Flagship initiative. One of the weakest points on a garage door is the locking system. Garador has specifically addressed this by introducing special reinforced steel plates for lock body protection. The cylinder features an anti-snap, anti-drill design plus a sacrificial front, preventing entry even after an attack. Eight full door braces increase structural rigidity of the door panel. The Guardian range is available in a choice of vibrant colours, gearing options (canopy and retractable) and door sizes including standard and purpose made.

For more information, call Garador sales team or visit the website.

01935 443709 www.garador.co.uk



ecoHaus
Glazing Solutions

NEW FRAMELESS
WINDOWS

Internorm®

ECOHAUS IS THE LARGEST
INTERNORM PARTNER IN THE UK

- U-Values as low as 0.62
- Timber Composite
- Aluminium Composite
- NEW Slimline System
- Nationwide Installation

SHOWROOMS IN: GLOUCESTERSHIRE,
SURREY, POOLE & CAMBRIDGE

tel: **0800 612 6519**

web: **www.ecohausinternorm.com**

email: **sales@ecohausinternorm.com**

find us on:





REAL BRICK. **REAL SAFE.** REAL QUICK.



MECHSLIP

REAL BRICK. REAL POSSIBILITIES.

MechSlip opens up a world of creative possibilities for using real clay brick as versatile, non-combustable cladding. With a palette of over 300 authentic Ibstock finishes, MechSlip means architects and specifiers can maintain both the integrity and efficiency of their designs without compromising on aesthetics or safety.



REAL BRICK

*Genuine, traditional
clay materials
guarantee
long-term durability*



REAL SAFE

*Non-combustable
materials deliver
complete peace of
mind*



REAL QUICK

*Simple, fast and
adaptable
installation reduces
time on site*

Contact us today to find out how MechSlip can transform your next project.

0844 800 4576

email : sales@mechslip.co.uk / web : www.mechslip.co.uk

Pushing the envelope with future facades

Aliva UK's James Ormerod reports on how, while trends in facades are ever changing, environmental standards and end user demands call for new materials, fixing systems and different approaches, but signature facades can be created that will stand the test of time

More architects and their customers are selecting cladding materials that reflect not only the design ethos but also the values of the building's end user. Finishes need to 'live and breathe' the company philosophy, including its green credentials.

Microsoft Corporation's new Irish headquarters in Dublin made use of highly sustainable aluminium. The project brought all 1,200 Irish employees under one roof and was the corporation's first data centre outside the US, so it needed a 'wow' factor finish that also reflected the company's eco-values.

The finishing touch to the landmark project used natural silver shades of anodised aluminium cladding to offer a sustainable yet striking facade.

Another example of this type of aluminium finish is Ellesmere shopping centre in Salford, Greater Manchester.

Aluminium cladding is ideal for marrying sustainability with luxurious design. It is easily recycled – more than half of the aluminium currently produced in the European Union originates from recycled raw materials, and this number is increasing. Apart from routine cleaning for aesthetic reasons, aluminium cladding does not need any maintenance, which translates into a major cost and ecological advantage over the building's lifetime. It ticks all the 'green' boxes, but it is also highly reflective, making for an eye-catching design too.

Aluminium is endlessly versatile. High quality 'billets' of aluminium can be extruded to create panels, which allows cladding designers to create any profile from flat to corrugated, to a smooth wave, and much more. Panels can be anodised or powder coated, and aluminium can also be expanded or perforated.

A bold, modern facade of bronze

expanded aluminium mesh transformed the luxury 29-storey Merano development on London's embankment.

Traditional brick remains a much-loved look for buildings, but weight considerations on tall buildings call for innovative materials. St Vincent's Place, new student accommodation at Sheffield University, utilises lightweight brick slips that were rapidly installed to enable the project to complete on time for the start of the academic year.


Insulated render is fast earning its place in the architect's palette of distinctive finishes, and we utilised it to enable call handling company Moneypenny to reach high environmental and energy saving standards while creating a striking visual profile for their new HQ. St Stephens Towers, new student accommodation in Norwich, incorporates a trio of these signature finishes – aluminium (in an innovative honeycomb design) insulated render and brick slips – to give a modern look to a redevelopment that blends with surrounding architecture to improve the appearance of an important gateway to the city centre.

Speed & simplicity

Architects are now specifying cladding in much larger panel sizes than traditionally. Many favour the striking clean lines they can achieve, plus the greater efficiency through installing a smaller number of individual panels.

Cladding panels that span floors seamlessly are more and more popular. Large format stone and glass cladding is now common, but this requires manufacturers to be more creative in their approach to overcome weight barriers.

Architects in Scotland used large format, lightweight stone panels on two student accommodation projects, which were



A signature facade can transform a well-designed building into an exemplar of outstanding architecture



bound by local planning restrictions. 3D Reid's Elliot House in Edinburgh and Falconer Chester Hall's West Village in Glasgow used 10 mm panels of natural stone veneer with a composite panel and stainless-steel backing.

Lastly, lightweight ceramic panels gave the look of a traditional stone finish to X1 The Gateway, a luxury development of 191 flats that towers 63 m over Salford Quays. The finish was completed with bronze aluminium panels

Performance & appearance

Facades are no longer a one-size-fits-all approach and architects want systems that can marry safety and performance

with top-notch design that reflects the building's use.

A highly reflective glass rainscreen system was perfect for the British Antarctic Survey's new base in Cambridge. Aliva UK worked with the architects to create a bespoke, high-tech laminated glass rainscreen cladding, back painted in dark grey and white on hexagonal panels to represent the crystalline structure of ice seen through a microscope. It reflected the Antarctic environment while giving a unique, high-end finish.

Innovation

Fashions change in facades just as quickly as they do in interior design, and we need to move with the times. But environmental, safety and practical considerations must always be considered. The technological advances that give us an ever-changing palette of materials and fixing systems make modern facade design exciting and challenging. A signature facade can transform a well-designed building into an exemplar of outstanding architecture.

James Ormerod is managing director of Aliva UK

CLADDING WRAPS

When a building's facade is in need of refurbishment, there is a new faster alternative coating solution to paint spraying. Replacements can be costly and disruptive and often unnecessary. You can simply wrap over existing surfaces with a colour matchable film instead.

Avery Dennison Facade Film

- Single layer film durable for 10 years
- Can be applied wet, in all weather
- Specialist Facade Installers for large applications
- Full training available



www.architextural.co.uk



**SMART
CLADDING
SYSTEM**



Trespa Pura ^{NFC}® Cladding

EASY INSTALLATION

DURABLE DESIGN

Trespa Pura NFC® is the ideal choice of cladding for demanding environments such as schools. While allowing wide design freedom and a beautiful finish, it is also highly impact and scratch resistant. Highly durable, it comes with a 10 year warranty that includes guaranteed colour stability, while requiring no routine maintenance.

WOOD DECORS



UNI COLOURS



TRESPA UK LTD.

TEL: 0808-2340268 | INFO.UK@TRESPA.COM

ORDER YOUR SAMPLE ON **TRESPA.COM**

TRESPA®

EQUITONE specified on University of Hull's £30m student accommodation

A set of new, luxurious student accommodation blocks featuring 6,500m² of EQUITONE [tectiva] fibre cement facade material have been created with the results offering a striking aesthetic design.

The Courtyard provides purpose-built housing for 600 students at the University of Hull's Cottingham Road campus. The £30 million facility combines en-suite rooms along with rooftop apartments and separate lounges, games rooms and a cinema.

EQUITONE [tectiva], a through-coloured fibre cement facade material, was specified for its aesthetically pleasing, natural and modern appearance. Chosen in a variety of colours, the lighter shades were specifically used to brighten up the internal courtyard.

Steve Elwen, chartered architect at GSSArchitecture, based in Harrogate, said: "We chose EQUITONE as it's a robust and durable material that has a life expectancy of at least 50 years and its A2-s1, d0 fire classification makes it a perfect facade choice.

"For this project, we were inspired by minimal and subtle Scandinavian design, which is popular for educational projects due to it being modern and on-trend, and EQUITONE [tectiva] created this aesthetic perfectly as it has a range of elegant and natural shades. The material can be cut into different shapes and sizes, which allowed us to break the panels up and create an eye-catching pattern."

The accommodation consists of five separate blocks around two courtyards. Most of the development is taken up by eight-bedroom clusters with a communal kitchen and dining space. There are also 20 deluxe rooms, 28 self-contained one-bed apartments and six wheelchair accessible flats.

Steve added: "The buildings are laid out in a zig zag pattern, allowing them to make the most of natural sunlight. We used more of EQUITONE [tectiva] in colour Chalk which is lighter in shade than the two other panels, to brighten up the courtyard area, making it a more pleasant area to be in.

"We originally wanted to use a secret fix system to secure EQUITONE onto the building but with strict budgets we decided to opt for a face fixing, which blended in perfectly with the cladding itself, making it a great alternative when budgets are tight."



EQUITONE
Fibre cement facade materials

EQUITONE [tectiva] is a through-coloured fibre cement facade material that offers elegant shades of natural colour providing a unique aesthetic effect.

Characterised by the fine-sanded lines and naturally occurring hues within the material, these enhance the natural matt appearance, which comes to life with the effects of light and shade.

All EQUITONE materials are available in a range of colours, finishes and fixing options, giving full creative scope.

For more information on EQUITONE facade materials, visit the EQUITONE website.

01283 722588
www.equitone.com

The UK's leading supplier of facade systems



A new world of exterior timber cladding possibilities is available using Accoya® wood

From exterior cladding for houses to large scale commercial projects, with a 50 year above ground guarantee, Accoya® wood is the ideal material for timber cladding where aesthetics, stability, durability and less frequent maintenance are required.

Due to Accoya® wood's improved dimensional stability, the use of wider cladding boards is possible, allowing and specifiers greater design flexibility. Wherever wood cladding is needed, Accoya® is the right construction material for your application. Take a look below at some stunning examples of Accoya® wood cladding projects from around the world.

UNIQUE SPLIT LEVEL RESTAURANT CLAD IN CHARRED ACCOYA® WOOD – AUSTRALIA

Barangaroo House, a free-standing, three-storey restaurant, has become one of the first projects in Sydney to utilise Accoya® wood cladding and the distinctive Japanese charring technique, Shou Sugi Ban. Situated on the edge of Sydney Harbour, Barangaroo House opened in December 2017 and is the latest venture by one of Australia's most celebrated chefs, Matt Moran.

Inspired by the potential of creating a building in the round, the unique split level restaurant was designed by architects, Collins and Turner, taking on a remarkable organic form clad in charred Accoya®. 45mm of Dowelled Accoya® and 45mm of Half Dowelled Accoya® were laminated into a series of predetermined radii with a Shou Sugi Ban (medium char) finish applied to create a striking charcoal appearance.



©Rory Gardiner

DILLON KYLE ARCHITECTS OFFICE BUILDING GIVES THE WOW FACTOR WITH ACCOYA® – USA

When Dillon Kyle Architects set out to design their new office space across the street from the Houston Center for Photography, they needed creative solutions to fit a 5,000 square foot building plus parking on the lot's small unique space.

The exterior has a commercial boxy look, so the team looked for creative cladding finishes to wrap the building and also serve as a rainscreen. After dismissing glass and papier-mâché options, the team settled on Accoya® wood. An abstract leaf-like pattern is carved into 2,500 eight-foot long by eight-inches tall and 11/16-inches in depth, Accoya® wood wrapping the entire building.



EXTERIOR WOOD CLADDING USED FOR VILLA BIE – DENMARK

This beautiful residential home sees Accoya® cladding at its best. Utilising some inspirational exterior cladding ideas, Architects MLRP have designed an extraordinary and eye catching residence.

This Accoya® clad house, is a unique structure compared to the usual traditional Danish house. The house looks as if it grows out of the earth at an angle. This striking detached private residence has been clad with 650 m² of Accoya® cladding. Accoya® wood



is the only type of exterior wood cladding that can be mounted tightly with tongue and groove vertical or horizontal assembly.

ACCOYA® CHOSEN FOR THE CLADDING ON PIPERS CORNER SCHOOL – UK

Accoya® was selected as the ideal material to clad the Performing Arts Centre for Pipers Corner School, High Wycombe. Over 1200m² of Accoya® cladding, soffits and trims were used throughout the project for phase 1 of the build.

Designed by Nichols Brown Webber Architects and Landscape Planners, Accoya® was chosen due to its Class 1 durability and low maintenance upkeep. It was also specified due to its sustainability credentials.



Accoya® and the Trimarque Device are registered trademarks owned by Titan Wood Limited, a wholly owned subsidiary of Accsys Technologies PLC

marketing@accoya.com
www.accoya.com

NATURAL FINISH

Metalline emulates Stone, Corten and Patina finishes with new PPC range on all solid aluminium panels

The new PPC collection emulates the natural surfaces and textures of stone and metals which enables architects to take advantage of using solid aluminium rainscreen. Aluminium has huge weight savings and flexibility allowing design boundaries to be pushed even further.

Project: Canary Wharf Residential, London

Product: Unity Rainscreen Panels

Finish: Natural Stone PPC

Natural Stone

Patina

Corten

Stone



METALLINE
ARCHITECTURAL FABRICATIONS

+44 (0)1543 456 930 sales@metalline.co.uk www.metalline.co.uk



Images © Paul Scott



Sweeping curves at the Old Dairy

The Old Dairy regeneration project is a mixed used development of the former Arla Dairy site in South Ruislip. The scheme includes 162 residential properties, a Cineworld cinema, an Asda food store and family-themed restaurants.

The main challenge was to rejuvenate a brownfield derelict site by creating a high quality, attractive and distinctive development with aesthetics that provides a number of enhancements to the area. It was also important that new public spaces were created and that the new leisure facilities complemented the existing amenities of the local centre. The design ethos was to master plan a new destination within the South Ruislip district centre. This knitted together the commercial development with a new residential development via a tree lined avenue headed by a new public square offering access to each of the units.

Minimising external noise break-in was therefore of crucial importance in the specification of the cinema external envelope. The black ALUCOBOND® faade successfully merges disparate design requirements of sweeping curves providing an inviting urban environment, contrasting with more dynamic angular elements including main entrance interventions. The facade is accentuated by the irregular provision of illuminated light boxes giving the impression of falling shards.

Paul Herbert, Specification Manager
07584 680263

Richard Geater, Sales Manager
07584 680262

Richard Clough, Business
Development Manager
07760884369

www.alucobond.com

PROJECT DATA:

Project: The Old Arla Dairy / Cineworld Ruislip

Location: South Ruislip, UK

Facade material: ALUCOBOND® PLUS spectra & sparkling Black Metallic & Desert Gold

Construction system:

Tray panels screwed

Architects: DLA Wakefield

Fabricator / Installer: Booth Muirie Ltd / Coverstructure

Year of construction: 2017

Cladding and façades for aesthetic aspirations

CLADDING / FAÇADES

Berry
SYSTEMS

Berry Systems has a proven track-record of working with architects to provide cladding and façades that fulfil your aesthetic aspirations to deliver a building envelope that is both safe and stylish. Our technical experts can work with you to provide a turnkey solution, including design, supply and installation, offering a wide range of finishes and material options in the process.

Berry Systems' portfolio of cladding and façade options include:

- Corrugated Profiles
- Rain Screen
- Trapezoidal Profiles
- Composite
- Stone Cladding
- Vision Mesh
- Perforated
- Sto Glass

Talk to one of our experts today and find out how Berry Systems can make a difference to your next project.

Springvale Business & Industrial Estate
Bilston, Wolverhampton WV14 0QL

T: 01902 491100 E: sales@berrysystems.co.uk
www.berrysystems.co.uk



#morethanjustbarriers

Berry Systems are Trading Divisions of Hill & Smith Ltd.

Winning ways with Nordic Brass

Gluckman Smith Architects' Font House project – recently announced as an RIBA Regional Awards winner – is defined by its palette of high quality materials, including pre-weathered Nordic Brass roofing.

Font House is located within a historic walled garden in the grounds of Grade I listed Nevill Holt Hall in Leicestershire. The new house and landscaped garden provide discreet entertainment space, supporting Nevill Holt's Opera festival, and is at the heart of the owner's vision of breathing new life into a historic country estate.

The design takes on a symmetrical form with the composed presence of a pavilion. A large central reception space is framed by two simple bedrooms that project beyond the central mass of the building and overlook two ponds. In turn, these ponds wrap around a south facing terrace that is accessed from the reception space.

The material palette draws inspiration from the surroundings and from local materials. The series of hand-crafted



pre-weathered Nordic Brass roofs, encapsulating a central rooflight and set on ironstone facades, are inspired by the Hall itself.

Gluckman Smith Architects' won the RIBA 2018 East Midlands Award for Font House, along with the Conservation award and Project architect award. The RIBA judges reported that: 'Sitting at just the perfect height the beautifully executed [brass] roof can be glimpsed from the main hall, tempting the visitor on...the [brass] roof is a triumph'.

Nordic Brass is an alloy of copper and zinc manufactured by Aurubis. Other Nordic Copper ranges from Aurubis include Nordic

Standard 'mill finish' and Nordic Brown pre-oxidised copper, offering lighter or darker shades of brown determined by the thickness of the oxide layer.

The extensive Nordic Blue, Nordic Green and new Nordic Turquoise ranges have been developed with properties and colours based on the same brochantite mineralogy found in natural patinas all over the world. As well as the solid patina colours, 'Living' surfaces are available for each with other intensities of patina flecks revealing some of the dark oxidised background material.

01875 812 144 www.nordiccopper.com

Metal Technology puts the Ripple into the Retreat



The Ripple Retreat is a purpose-built sanctuary for children affected by cancer, set up and funded by, 'It's Good 2 Give!' charity. The Kettle Architects designed, multi-award-winning structure is informed and inspired by its lakeside location in the Trossachs national park. This is reflected in the rippling roof, clad in pigmento blue zinc to capture the changing light, and in the expanses of glazed facade which connect the interior to the building's idyllic setting and provide important visibility to play areas. With endless design flexibility, Metal Technology systems were pivotal to the project, which utilised System 17 capped curtain walling, System 5-20D and System 25 lift-and-slide doors and System 5-20 tilt-and-turn windows. These systems were chosen for their positive contribution to the creative aesthetic and their all-round performance, meeting Kettle's criteria of "a model sustainable building both in its layout and specification." All Metal Technology Systems are designed to deliver impressive aesthetics with full structural integrity, high levels of weather performance and thermal enhancement, whether used in isolation or in an integrated scheme.

028 9448 7777 www.metaltechnology.com

Aliva UK's £1.4m silver finish



Aliva UK put the finishing touch to Microsoft Corporation's new Irish headquarters with a shimmering aluminium facade in a contract worth £1.4m. A UK leader in facades and interior finishes designed and supplied the facade for the Dublin office using 9,300 sqm of anodised aluminium cladding from its Alucovering range. The 'random' pattern used four different shades of silver anodising with brushed and polished finishes for the five-storey campus. Bam Construct UK awarded the contract to Gunn Lennon Facades (GLF) who selected Aliva's Alucovering after careful review with RKD Architects.

www.alivauk.com

Style, safety and durability



Neaco's latest range of fireproof decking provides an ideal combination of style, safety and durability. Ideal for balconies, terraces and external walkways, Neaco's decking is precision-engineered to provide exceptional slip resistance which can be further enhanced with an optional serrated surface. All systems are manufactured from

aluminium which is A1 Fire Rated and fully compliant with Class 0 of Approved Document B 'Fire Safety.' Each option provides efficient drainage and ventilation.

sales@neaco.co.uk

Fireshield®

Eliminates Fire Spread

Fire.



Stopped.



Introducing Fireshield

Vapour Permeable Walling Underlay with Fire Proof Surface.

Fireshield is suitable for all walling applications including those in multiple storey buildings. Its unique coating doesn't just resist fire, but eliminates fire spread.

Get in touch, to find out more about Fireshield

☎ 01250 872 261 ✉ contact@proctorgroup.com

www.proctorgroup.com



Corian® is ahead of the curve with impressive interior and exterior cladding for the new Menai Science Park building by FaulknerBrowns



An undulating ribbon of Corian® Solid Surface forms the high-impact first impression of the magnificent new Menai Science Park (M-SParc) by FaulknerBrowns Architects. The first science park to be developed in Wales, the £15.5million project aims to drive growth in knowledge-based industries, with a focus on clean and sustainable technology. A wholly owned subsidiary of Bangor University, M-SParc is working closely with the university to provide expertise and support to local enterprise.

The 5,000m² building features an Open Innovation Space offering conferencing, co-working and hospitality (both for businesses and the wider community) plus incubator and grow-on office space, laboratories, clean workshops and admin facilities. The structure is characterised by a

continuous flowing ribbon that forms floor, wall and roof surfaces, wrapping around the space within while also connecting the building to the exterior landscape.

“The architecture is intended to reflect the values of M-SParc,” says Leighton Cooksey, Project Director at FaulknerBrowns, “and to create a high quality, unique environment to promote energy and innovation while attracting the best new initiatives and creating a thriving community space.”

The form of the building posed a number of challenges as the ribbon needed to contain all building services, structure and waterproofing within a continuous thickness of just 850mm. A seamless finish was desired to create a monolithic appearance with minimal joints. The chosen material had to meet a variety of orientations, be formed into tight internal radii of 400mm and withstand

the worst of the Anglesey weather.

“We investigated a number of alternative cladding systems including glass reinforced concrete, aluminium composites, cassette panels and high-pressure laminate, but very quickly chose Corian® as the preferred solution,” Leighton continues, “Working with Unique Fabrications, we developed the principle of a Corian® rainscreen cladding system over a waterproofed steel frame. Corian® proved to be the perfect material to deal with the sinuous form of the ribbon, with the thermoformed curved panels, preformed corners and invisible fixings and thus to meet the architectural design intent.”

FaulknerBrowns carried out extensive research together with M-SParc to assess the weathering performance and robustness of the proposed cladding, confirming that it would withstand the rigours of the exposed



site. “The smooth, non-porous nature of Corian® and its ease of cleaning and maintenance made it the ideal choice for ensuring the longevity of the pristine white finish,” Leighton concludes.

Fabricated and installed by Corian® Industrial Partner, Unique Fabrications Ltd, the cladding consists of 1300m² of Corian® in Glacier White thermoformed into sculptural panels and fitted over 15 weeks using an aluminium support system.

Corian® Solid Surface also makes an impressive appearance to the interior of the building, continuing the ribbon motif with cladding around varying levels of the lobby and forming the main reception desk. Both applications make the most of the material’s translucency and its compatibility with technology, by smoothly integrating backlit logos for added impact.

Operational Director of M-SParc, Pryderi ap Rhisiart, adds “We did a lot of research ourselves before agreeing to the Corian® cladding, and we know we’ve made the right choice. The impact is exactly what we wanted from this flagship building. The public and businesses alike comment on the external and internal design when they enter, with the Corian® creating a clean, professional finish fitting to a building of this stature. It really does have the wow factor.”

Corian® is a highly valued solution for facade applications due to both its aesthetic versatility and long-term performance. A variety of impactful design and decorative effects can be achieved when working with Corian®, which is available in 42 colours for facade applications. Whether creating a sleek monolithic appearance, strikingly angular structures, flowing curves or ethereal lighting effects, Corian® offers a facade solution like no other.

Compatible with mechanical and Kiel fixing systems, the adaptable properties of Corian® enable fabrication and fitting to run smoothly. It is also fire rated, resistant to graffiti, UV and climatic conditions – and, should any damage occur – the material is repairable. It also offers the broadest range of international certification for facade applications among solid surfaces and has passed a series of fundamental tests for its application to the exterior of buildings.

In the UK, additional high-profile cladding projects with Corian® Solid Surface include the RIBA award-winning Macmillan NGS Unit by The Manser Practice, the striking Lancashire Constabulary West Division Police Headquarters by McBains Architects, the illuminated facade of Motel One by Mackay + Partners and the multi award-winning Lens House by Alison Brooks

Architects. The unique benefits of Corian® have been applied to a range of buildings from public and commercial projects to private residences, capitalising not only on elegant aesthetics but also on confidence in a wise and cost-effective investment.

In the UK, Corian® Design sponsors a RIBA approved CPD seminar on Solid Surfaces for Rainscreen Facades. To book this CPD seminar please contact Kim Firth on the details below.

0800 962 116
info@corian.co.uk
www.corian.uk


CORIAN®
 DESIGN

 Make Your Space™

Completing the Square with Nordic Royal

Brushed Nordic Royal copper alloy fins help define a major redevelopment to complete one of Edinburgh's historic squares.

Comprising 9,300m² of 'Grade A' office space, 6,500m² of leisure/retail and a suite of luxury apartments, the redevelopment occupies most of the southern edge of St Andrew Square in the heart of Edinburgh's 'New Town' World Heritage Site.

A series of metal and stone fins enables the complex to be very 'open' when viewed directly, taking advantage of the extraordinary long views and maximising daylight, whilst appearing solid in oblique pedestrian views. Various metals were appraised for the fins and a group of copper alloys from Aurubis identified for long-term quality and handsome weathering.

Finally, Nordic Royal was selected – a golden alloy of copper with aluminium and zinc, giving a rich golden through-colour that is very stable. It retains its golden colour and gradually loses some of its sheen as the oxide layer thickens with exposure to the atmosphere, resulting in a protective matt



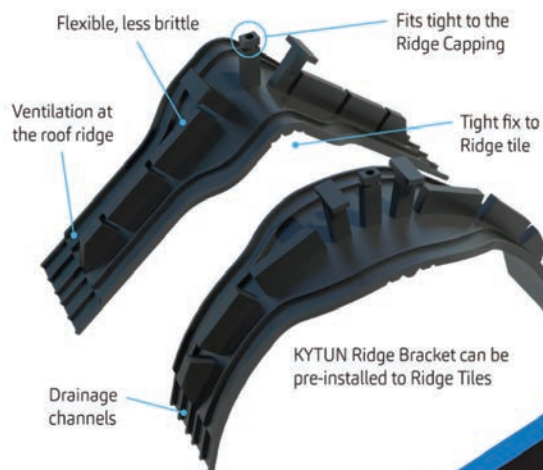
finish. In order to accelerate the process for this project, Aurubis treated the Nordic Royal to give a non-reflective, brushed surface that will then change in subtle ways over time.

Other Nordic Products from Aurubis include Nordic Standard 'mill finish' and Nordic Brown pre-oxidised copper, offering lighter or darker shades of brown determined by the thickness of the oxide layer. The extensive Nordic Blue, Nordic Green and new Nordic Turquoise ranges have been developed with properties and colours based on the same brochantite mineralogy found in natural patinas all over the world. As well as the solid patina colours, 'Living' surfaces are available for each with other intensities of patina flecks revealing some of the dark oxidised background material.

Other alloys include Nordic Bronze, an alloy of copper and tin, initially with a similar colour to Nordic Standard, gradually changing to a stable, dark chocolate brown. Nordic Brass – which can also be supplied pre-weathered – is an alloy of copper and zinc with a distinctive golden yellow colour. When exposed to the atmosphere, the surface begins to darken within weeks and can change to a dark brown in around a year.

01875 812 144 finland.aurubis.com

The First Truly Universal Dry Ridge Bracket



kytun.com

Kytun
DRY FIX



Hollo-Bolt® allowed a quick installation at Toulouse-Blagnac Airport

The cladding contractor researched several ways to attach the facade framework to the structural hollow sections in order to support the 500kg glass facade panels. After evaluating several connection products, the engineer specified M12 Hollo-Bolts and brackets with slotted holes to allow the panels to be adjusted during installation. He was confident that the Hollo-Bolt by Lindapter was the correct choice for the application because of its high strength capacity, ease of installation and anti-corrosion protection. The Hollo-Bolt has a range of independent approvals, such as the CE mark which provided further confidence for the engineer. Lindapter has over 80 years' experience in pioneering the design and manufacture of steel-to-steel connections and prides itself on its range of independent approvals, a worldwide distributor network and outstanding technical support, including a free connection design service.

01274 521444 www.lindapter.com

Liverpool project elevates Ash & Lacy perforated screen solutions to a work of art

Currently nearing completion, the new £40 million gateway scheme in Liverpool's Lime Street features spectacular artwork commissioned from local artist Anthony Brown, depicting some of the forgotten stories of one of the city's most famous streets across 11 giant panels displayed above shops and restaurants, featuring Ash & Lacy's Perforated Metal Facade system.

Forward funded by Curlew Capital and delivered in a partnership between Liverpool City Council and Sigma Inpartnership; the development has seen the clearance of a series of run-down buildings and the development of new retail, leisure, hotel and student accommodation.

The ambitious project, designed by architects Broadway Malyan for Ion Developments, complements the Lime Street mixed use scheme and also involves the refurbishment of the listed former ABC Cinema which occupies a prominent location

opposite Liverpool's mainline station.

Anthony Brown calls his design a "Quantum Timeline", having meticulously researched the area's history from Victorian times to the present day.

Themes represented in the murals include the story of how Lime Street got its name, the Beatles' song Maggie May, the famous old Guinness Clock and the ABC and Scala Super Cinemas. Each mural is LED backlit at night to create an even more stunning effect.

All this has been made possible by one of the most creative ever utilisations of Ash & Lacy's Perforated Metal Facade screens, VariAL CF2 concealed fix rainscreen cladding system attached to a steel frame system (SFS) via the AxiAL rainscreen support system. Installation was performed by Keyclad Limited for main contractor ISG PLC. SFS installation was carried out by Blugyp Ltd.

The 3mm powder coated aluminium panels were perforated in two layers



according to the artist's intricate design using high precision CNC punching. The end result is absolutely stunning and a fine demonstration of the extremely versatile capabilities of this solution.

0121 525 1444 www.ashandlacy.com

Industry first sees roof and wall cladding system granted 'Secured By Design' status



In an industry first, building envelope specialist, CA Group Limited has been awarded LPS 1175 status, for specific versions of its renowned Twin-Therm® built-up roof and wall cladding system. In turn, this has allowed CA Group to be admitted into the official police security initiative: Secured By Design (SBD). The SBD scheme is managed by the Association of Chief Police Officers (ACPO) and was set up to support all aspects of the construction industry to "Design out Crime" by helping to develop robust specifications in conjunction with member companies that can offer certified products. CA Group's success in obtaining SBD status, makes it the only roofing and cladding manufacturer with this approval. As a result, the company has secured the specification for the Segro Park project in Enfield, North London. The project is part of a flagship SBD development for the industrial real estate developer. After carrying out extensive physical attack testing at BRE, Watford - variations of Twin-Therm® roof and wall systems have now been successfully certified up to security rating 2 (in accordance with LPS 1175 issue 7).

01388 834242 www.cagroup.co.uk

'Chi-Gasket' for Rainscreen Cladding



SIG Performance Technology has launched 'Chi-Gasket', a new component for use within rainscreen cladding applications which has been developed to support the streamlining of external wall footprints whilst facilitating Building Regulation compliance. Designed for use in all buildings including those with

habitation over 18 metres from ground level, the Chi-Gasket delivers enhanced thermal performance in the through-wall construction. Chi-Gasket is clipped to a range of standard helping hand bracketry, reducing thermal bridging and transfer of heat out of buildings.

0330 123 1756 www.sigpt.co.uk

Turnkey cladding and facade solutions



Berry Systems has a proven track-record of working with architects to provide cladding and facades that fulfil aesthetic aspirations to deliver a building envelope that is both safe and stylish. Chris Merricks, at Berry Systems commented: "We are increasingly working with


architects to provide a turnkey solution, ranging from design and supply to installation. "A wide range of finishes and material are available, including , perforated panels, Sto glass, Timber, stone cladding and Expanded mesh."

sales@berrysystems.co.uk

Shining light on a centre of excellence

The Foyle Arena in Derry uses large areas of Kalwall® for the pool area and sports hall elevations in order to minimise glare and maximise natural daylight. Designed and specified by architects Samuel Stevenson & Sons, this centre of excellence forms part of the North-West Regional Sports Campus. The Kalwall is a key component of the £12.7m re-development with double indoor swimming pool coupled with new facilities for Judo, Wrestling and Mountaineering.

During the day, the Kalwall enhances daylight and distributes it internally without shadows and glare while at night it creates a welcoming glow with scallop-shaped backlighting. The unique ability to transmit large amounts of usable light with relatively low levels of solar heat gain means less radiant energy transmitted and this, coupled



with diffusion, does away with the hot spots and glare. With increased natural daylight and resistance to solar gain, energy-consuming artificial lighting and air-conditioning costs are dramatically reduced.

Kalwall is highly resistant to impact, making it excellent for use in schools, leisure facilities, gymnasias, offices and other public buildings. It is particularly popular for swimming pools and sports halls. Glare on a swimming pool surface is a common concern with dazzling rippled sunlight bouncing off the surface which can cause discomfort to swimmers. In addition, it can be a serious safety concern as lifeguards can struggle to see swimmers should they be in need of

assistance. In sports halls, it is also important that there is an even distribution of light so that players can distinguish markings on the floor as well as easily spotting balls and other obstacles.

Kalwall is a popular choice for projects where performance, long life cycle and low maintenance are required, coupled with an aesthetic finish. The lightweight system reduces the need for supporting structures while offering the highest protection in terms of wind-borne debris and resistance to impact, abrasion and point loads.

01233 501 504

www.structura-uk.com/kalwall

FIT IT.FORGET IT.



➤ Trust Ubbink for
quality roofing
products to make
your life easier



Call us on **01604 433000** or visit
our website for more details.

• VENTS • TERMINALS • NON-LEAD FLASHING
• ROOFLINE PRODUCTS • & MORE

www.ublink.co.uk

Crittall windows help keep youngsters safe



A state-of-the-art residential unit for vulnerable children and adolescents features Crittall's Fendor CleanVent security windows. The unit, at Prestwich, is a Mental Health Services facility for young people with significant mental health needs and who may pose a high risk to themselves and others. For this reason, windows in rooms to which patients have access must have an anti-ligature feature. The aluminium CleanVent windows specified complement this modern, non-institutional feel while satisfying the anti-ligature requirements, meeting the security level of the building as well as providing natural ventilation.

01914 170170 www.crittall-fendor.co.uk


Convenient and paper-free



Enjoy reading ADF but find it's not always convenient to have the printed magazine? Or has your workplace turned paper-free? The Digital Issue offers you the same content, delivered straight to your inbox and accessible via smartphone, tablet and desktop computers. Be among the first to read all the latest features, comment, interviews, and more, before the print issue has even been delivered! What's more, the Digital Issue includes interactive links to featured companies. Subscribe for free now.

www.subscribepage.com/adf

Mitsubishi Electric scoops up prestigious design award



Mitsubishi Electric is delighted to announce that it has won a prestigious Red Dot Award for product design for its M Series MSZ-AP range of wall mounted room air conditioning systems. The internationally recognised award celebrates products that have achieved the highest levels of design quality. The MSZ-AP range is a mid-range wall mounted air conditioning system that blends energy efficiency with a modern design. Its benefits include state-of-the-art Wi-Fi control utilising the company's simple to use MELCloud app, evenly distributed airflow and a weekly timer for more controlled scheduling. The Red Dot Award is judged by an international jury of nearly 40 experts, who said that the MSZ-AP units are, "highly user-oriented and well thought out to the detail in both form and implementation." These mid-range, compact units are highly energy efficient, utilising Mitsubishi Electric's low GWP R32 refrigerant. With its modern design, industry leading low noise levels as low as 19dB(A) and an ERP rating of A+++, the MSZ-AP will bring a level of sophistication to any commercial environment. The range is available in five sizes from 1.5 to 5kW.

01707 278666 library.mitsubishielectric.co.uk/pdf/book/MSZ-AP_Product_Information_Sheet_2018

STO system provides the perfect finish



A project in London has highlighted the creative possibilities offered by the Sto range of external wall insulation systems. Sto supplied an integrated package of products for the project. "We specified the Sto system for a number of reasons," explains Hugh McEwen of the project architects, Office S&C. "We were looking for a high-quality system that would provide a U-Value of 0.13 W/m²K and the required level of thermal insulation, but which would also allow us to create a dramatic exterior finish for the property. The Sto system was robust and durable, and it also offered us an enormous range of colours and finishes to choose from."

01418 928000 www.sto.co.uk

Kingspan OPTIM-R makes the grade



A Grade B listed primary school in Glasgow has three rooms refurbished to offer optimum thermal performance to achieve the most cost-effective solution with the slimmest build-up, with the help of the Kingspan OPTIM-R Flooring System. 85.29m² of the Kingspan OPTIM-R Flooring System was specified to help them achieve outstanding thermal performance. The system comprises vacuum insulation panels (VIPs) with a microporous core which are evacuated, encased and sealed in a thin, gas-tight envelope and have excellent thermal performance.

01544 387 384 www.kingspaninsulation.co.uk/optim-r

RADIATOR RENOVATOR

CAST IRON RADIATOR SPECIALISTS

Radiator Renovator has a proven track record in working alongside architects and building professional of various disciplines in order to supply and renovate all types of cast iron radiators. We aim to give you a sincere and trustworthy service based on you and your customer's requirements. We have worked on high profile, prestigious restoration and new build programmes across various sites ranging from important national heritage buildings through to universities and schools and private and commercial conference facilities.



For that challenging high profile project where you need to make a real impact and lasting impression, Radiator Renovator can help you retain the site's original history and character by preserving the original radiators. Alternatively, we can supply you with a superb selection of original ornate cast iron radiators. We have available the largest stock of ornate vintage radiators sourced from North America, the UK and Europe. For an informal chat about the service(s) we can offer you and your client call Andrew on 07908 971657.

07908 971657 workshop@radiatorrenovator.co.uk
www.castironradiatorrenovation.co.uk


Staying in the comfort zone

The talk of the town is sustainability and energy efficiency, yet many homes still run heating through a single thermostat. Toby Howard-Willis, Technical Engineer of JG Speedfit, looks at how to achieve zonal heating and why it should be the next big trend of property design

We live in an age of 'smart'... smartphones, smart tablets, smart lighting, all to give us better, tailored control. However, heating, one of our most used commodities, is still lagging far behind in terms of widespread use and adoption.

The majority of UK homes still use a single thermostat to control the heating, which is inefficient and wasteful on resources. When we look to the aforementioned lighting industry, it would be simply ridiculous to think one switch controls all the lights within a property. Yet, this is how many of us live with the heating.

The issue is, using a single central thermostat to control heating for the entire house does not take into our account our lifestyles, our habits, and our room usage. A working couple's lifestyle will be vastly different to that of a retired couple, for



instance. Our heating patterns should mirror how the house is used to maximise energy efficiency. This is where heating zones and underfloor heating (UFH) are needed.

The best position?

The definition of a heating zone is a space within a property, where heating times and temperatures are controlled by a single thermostat. Overall energy consumption and heating costs can be vastly reduced by heating

on a zone-by-zone basis. By contrast, homes using single thermostats will heat up the whole house when only a few rooms are in use, thus wasting energy.

Despite these benefits for homeowners, the common concern is initial cost of installing which may require rewiring. Not so. Thermostats like the JG Aura range are available in wireless form, enabling it to be positioned anywhere. They also offer homeowners the additional benefit of controlling their heating remotely via an app on their smart devices.

When typical heating usage accounts for 60 per cent of a home's energy consumption, it's time the UK building industry jumps out of their own comfort zone, to deliver comfort zones, and fuel savings our homeowners deserve.

01895 449233 www.speedfitUFH.co.uk



BAKEHEART WOOD-FIRED COOKING STOVE

ESSE's new Bakeheart embodies everything we know about warmth and comfort in a compact cooking stove. Hand-built in the UK, the 5kW Bakeheart combines a graduated temperature cast-iron hotplate and 32-litre oven in an elegant upright stove engineered around a large glass-fronted firebox. With efficiency over 82% and an energy rating of 'A+', this clean-burning stove is approved to burn dry, seasoned wood in smoke control zones.

www.esse.com **ESSE** 01282 813235
MADE IN BRITAIN

Dunsley Heat
It's quality that counts

Outstanding Multi-fuel Stoves
WITH
IMPRESSIVE QUALIFICATIONS
AND HIGH ENERGY EFFICIENCY RATINGS

HETAS **DEFRA EXEMPT** **SIA** **10 YEAR GUARANTEE**

Highlander 8SG Enviro-burn Finished in black
Highlander 3SG Enviro-burn with Almond Paint Finish
Highlander 3SG Enviro-burn with Shimmering Rose Paint Finish

UK All Dunsley stoves are manufactured in Great Britain
T: 01484 682635
www.dunsleyheat.co.uk

Award-winning Danish brand, RAIS



From wood baskets and stove utensils to fireplace tools, fire racks and wood wall holders, **RAIS** know it is the small details that make a big difference and have created a series of fireside accessories that complete any home décor, both practically and aesthetically. Adding new

design details to their accessories, RAIS have incorporated heavy-duty, hand stitched leather handles to the 'Carry' firewood basket and a number of stove tool sets, the luxurious leather becomes even more attractive as it ages, developing a unique shine that comes with use.

www.robeys.co.uk

Premium and standard radiators



Radiator Renovator specialises in the nationwide sale, refurbishment and renovation of new and original cast iron radiators. With a passion for classic and contemporary design Radiator Renovator can distinctively renovate and supply all types of reclaimed antique cast iron radiators,

from simple Four Column cast iron radiators through to opulent Rococo radiators. Radiator Renovator is also a supplier of new reproduction cast iron radiators. Offering both a premium and standard range of radiators, Radiator Renovator works with you to build a package ideally suited to your project's demands.

07908 971657 www.radiatorrenovator.co.uk

AIR EXPERTS

in air movement




01283 492949

sales@vortice.ltd.uk
www.vortice.ltd.uk



For Stockists: T: 0808 129 2224 | E: sales@carron.uk.net | W: www.carron.uk.net
Princess 795mm, Bespoke Finish



THE ART
OF HEATING

Programmable room thermostat



The ESi ESRT5WIFI is its top of the range Programmable Room Thermostat providing seamless control at home or from a mobile phone or tablet. It is designed for time and temperature control of a heating system and comes with seven day, 5/2 or 24 hour programming options all in one unit with a factory-set programme which can be user modified. Users can boost heating for up to six hours and choose between TPI and Delayed Start energy saving features. It's just one of a family of advanced heating controls from ESi.

01280 816868 www.esicontrols.co.uk


Stelrad adds rads to range



Radiator manufacturer Stelrad has added a number of new radiator products to its already impressive range of designs and sizes. The company has added a significant number of new products to the Vita and Softline ranges – with additions to the Vita Deco and Plan range and the Softline Deco, Plan and Column ranges. These include the Vita Deco Plan Concept and the Softline Deco Plan Concept which will from now on be available in anthracite grey from stock, following the success of the first coloured radiator produced for stock – the Vita Column Concept, launched earlier in the year.

0844 543 6200 www.stelrad.com

Vent-Axia helps create an oasis of calm



Vent-Axia's Sentinel Kinetic High Flow Mechanical Ventilation with Heat Recovery (MVHR) units have helped create a relaxing and comfortable environment at a new floatation centre in Battersea. Ideal for light commercial applications such as the Yue

Float Centre and larger homes, the energy efficient Sentinel Kinetic High Flow MVHR offers a whole building heat recovery system combining supply and extract ventilation in one unit. Efficiency, quiet operation and high performance were all key features required by the Yue Float Centre and the Sentinel Kinetic High Flow provides all three.

0844 856 0590 www.vent-axia.com

Breathing buildings launches brochure




To help ensure the provision of healthy air in schools, Breathing Buildings has launched a new brochure titled 'Ventilation for Schools'. The brochure showcases a range of Breathing Building products including R-Series, NVHR®, S-Series, F-Series and A-Series. The brochure provides specifiers and building services consultants with advice on ensuring compliance with school building regulations including BB101 and BB93.

It also showcases examples of other prestigious installations that have included the featured Breathing Buildings ventilation system.

01223 450060 www.breathingbuildings.com

Vortice launches commercial unit range



Vortice has expanded its commercial offering by launching a range of heat recovery and low consumption ventilation units. The new collection of fans are ideally suited to commercial and industrial applications such as schools, offices, care homes, student accommodation, car showrooms and gyms.

Vortice offers a range of counter flow and rotary heat recovery units with many different features such as a plug and play set up, whilst all offering a variety of control options such as temperature management to suit the required application.

01283 492949 www.vortice.ltd.uk

A stove for the future




This autumn Charnwood launches its All New ISLAND I. Designed and made in the UK, this classic twin door stove features clean lines, true symmetry and a large picture window while boasting an efficiency of 85 per cent and an extremely low smoke level of just 9mg/m³ (the new Eco Design limit is 40mg/m³).

It incorporates brand new burning technology that far exceeds the new Eco Design standards set for 2022 and meets Defra exemption limits; allowing wood to be burnt cleanly in smoke control areas. Charnwood All New ISLAND I RRP from £1794.

www.chnwood.com

Ekol Adept range



Dorset-based stove manufacturer makes its flagship Adept range available to order by architects and interior designers. Ecodesign 2022 compliant, designed and developed in Dorset for exceptionally clean-burning

of wood, or with bioethanol fuel option. With external air supply capability as standard, ideal for modern properties. CAD drawings of all models are available to aid architects and designers. The Adept range starts at under £1000 RRP and offers many design options and variations to engage consumers in the process of choosing their own bespoke stove. Visit the [Saltfire Stoves](http://SaltfireStoves.com) website for more information.

www.defrastoves.com

Useful guides and answers



Schiedel have a range of detailed Installation Instructions available to download as PDFs from their website: Schiedel.co.uk, as well as some Frequently Asked Questions. All the guides have comprehensive information

on approvals, as well as guides on chimney design prior to any installation and details on connecting flue pipes. The guides also show a number of typical installation scenarios for the range, as well as load bearing data and distance to combustibles. To visit the Frequently Asked Questions page and to download the guides, please head over to www.schiedel.com/uk/faqs/

info@schiedel.co.uk

A Passion For Quality



PIAZZETTA Oslo Panoramic



RAIS Viva L 160 Gas



ORTAL Front 130

BRUNNER
Urfeuer

At Robeys we have a unique approach when it comes to helping create a fabulous home. We don't just sell appliances and fireplaces; we know that our customers demand much more from us which is why we are keen to apply our 37 years of experience to helping clients build homes of distinction. Our exclusive range of products include classical and contemporary stoves and panoramic fireplaces from the renowned Italian manufacturer Piazzetta, wood burning and gas stoves from award-winning Danish brand RAIS, contemporary fires and stoves from Harrie Leenders, wood burning inserts and fires from Germany company Brunner and state-of-the-art gas fires from Ortal. Continuously expanding our product range with the help of the finest craftsmen from around the world, we have established a solid reputation for quality products and with a valued network of retailers throughout the UK and Ireland we are able to offer an exceptional choice of products to meet any requirement.

For further information please visit our showroom in Belper or our website www.robeys.co.uk

Robeys

A PASSION FOR QUALITY

Robeys Ltd, Riverside, Goods Road, Belper, Derbyshire, DE56 1UU.
Tel: 01773 820940. info@robeys.co.uk www.robeys.co.uk



One perfected stove.
Endless design possibilities



- EcoDesign 2022 Compliant
- Wood & Bioethanol burning
- Fully External Air Compatible
- 3D CAD models available to Architects
- Free Flue system design available
- Architects & Designers, you can work directly with the manufacturer
- Promptly built to order in Dorset, England



✉ sales@defrastoves.com ☎ 01929 555211

🌐 www.defrastoves.com



Behind the headlines

Mark Blewitt of ESSE explains why environmental issues attributed to wood burning stoves are not as straightforward as they seem, and the impact of a new eco standard

It is true that recent headlines relating to wood burning stoves have not been particularly positive, following a government paper that some media interpreted as to be identifying them responsible for polluting the atmosphere with harmful particulates. Anyone who cares to dig a little deeper will realise that the research cited in that paper in fact identified open fires burning unregulated fuel as the real culprits.

Nothing new there – stoves started to appear back in Victorian times precisely to increase the fuel economy and reduce emissions. At the heart of the design was the principle that stoves burn fuel more efficiently and create less pollution in comparison to open fires where 80 per cent of the heat goes straight up the chimney.

Under existing legislation, burning wood in urban areas should occur in a specially designed appliance (or stove). If you live in a clean burning zone as set out by the Clean Air Act, the appliance must meet the higher Defra standard. These are often called 'Defra approved' appliances but more accurately they are 'Defra exempt'. The Department for Environment & Rural Affairs (Defra) exempts certain appliances from the Clean Air Act as they have been designed and tested to burn cleanly when burning dry wood with a moisture content of under 20 per cent. Defra-exempt appliance have become the clean burning choice in both urban and rural areas even when the location is not within a clean burning zone.

Wet wood, or wood that has been painted or treated, will not burn cleanly regardless of whether it is being burned on a stove (Defra exempt or not) or on an open grate. Burning wet or dirty wood will result in tar and soot, atmospheric pollution and damage to the installation.

Alternative solid fuel

While we have so far only mentioned wood, What about other forms of solid fuel, namely coal, anthracite and manufactured smokeless coals? Some readers may recall

Stoves presently available with efficiencies of around 80 per cent will become less efficient as a result of the Eco Design standard

that prior to the demise of British Coal and our mining industry, many homes relied upon a solid fuel stove as a primary heating appliance, except we knew them as 'room heaters' rather than stoves. Heating stoves today are direct descendants of such models. In those days, a 'stove' was something capable of cooking as well, while some designs would also offer water heating or laundry iron heating too.

Anthracite, nature's own 'clean burning fuel' is still mined today at Onllwyn in South Wales but its popularity is on the wane. Younger generations not brought up on coal find it difficult to light and we might concede that, since we have a diminished capability to mine our own, transporting fuel from distant shores cannot be thought of as an environmentally beneficial option. Customers looking for a manufactured mineral fuel should look for the 'UK approved smokeless' label these fuels will have low sulphur content. Petroleum Coke and bituminous 'house coal' should be avoided completely.

The environmental choice

Specifying a UK-manufactured stove constructed from UK-made steel and cast iron must surely be an excellent environmental choice. A quality brand that is used and maintained correctly will at least last a lifetime, and well-loved examples could last almost indefinitely. Almost entirely recyclable it may be, such thoughts are almost unnecessary. How different to most manufactured items in the modern world! Burn seasoned, dried logs, again ideally from a local source and you would be hard pressed to imagine a more environmentally friendly, carbon neutral





heat source. Meanwhile fuel merchants are also able to offer 'bio-logs' made from coffee grounds, heather bracken and compressed wood waste from the forestry and timber industries.

Come 2022, all wood burning stoves sold in the UK and Europe will meet a new Eco Design European Standard. Presently stoves sold in the UK are made to meet the European Standard EN13240. In the revision to the standard 'European Efficiency and Emission requirements EN13240 and 13229,' Eco Design 2022, all stoves will in due course meet the amended high standards with the aim of reducing emissions when burning wood. The key figures stove manufacturers are working to relate to the efficiency (above 75 per cent), emission of dust or particulate matter (below 40 mg/m³), carbon monoxide (below 1500 mg/m³), NOx – the generic term for nitrogen oxides (below 200 mg/m³) – and hydrocarbons/organic gases (below 120 mg/m³).

The challenge we face is to simultaneously meet both the efficiency and emission limits. As a direct consequence of reducing the particulate matter, carbon monoxide and hydrocarbons emissions

there is an increase in the emission of nitrogen oxides, while efficiency is adversely affected. Stoves presently available with efficiencies of around 80 per cent will become less efficient as a result of the Eco Design standard as efficiency drops from 80 per cent down to 75 per cent and nitrogen oxide emissions increase.

It can be argued that many of our everyday activities damage the environment in some way, as normal as driving a car or buying food packaged in plastic and transported around the world; there is no need for customers to feel guilty at keeping warm with a wood burning stove, which will continue to have a place in green, sustainable and eco conscious developments.

Pre central heating, companies made stoves in sizes appropriate to the room which it was to heat, such that a single home might feature multiple stoves in the same way that radiators are specified. Today a stove can still provide a local heat source in a living area in conjunction with other heating systems, a reliable back up and a truly heart-warming, home making focus for the occupants.

Mark Blewitt is sales director at ESSE

We're here to help...

Kiwa UK Multifuel Stoves & Ecodesign

New legislation on its way to encourage greater efficiency & fewer emissions

Kiwa's laboratories test solid fuel, gas, biomass and oil appliances. The Energy Efficient Products Directive is designed to facilitate:

Ecolabelling

Appliances must now be sold with a printed label showing their heat output and energy efficiency index.

Efficiency

From 2022 all stoves must meet at least the minimum seasonal efficiency benchmark, and actual efficiency must be declared.

Emissions

From 2022 all stoves must comply with emissions limits on organic gaseous compounds, carbon monoxide and nitrogen oxide, and actual emissions must be declared.

- > UKAS accredited Testing Laboratory
- > Notified Body under the BED, GAR & CPR
- > Carbon footprinting
- > A HETAS approved Training Centre
- > Member of SIA, HHIC
- > Building Product Agrément
- > Certification Body For MCS

Tel: 01242 677877
Email: uk.enquiries@kiwa.com
www.kiwa.co.uk/testing

Kiwa UK, Malvern View Business Park, Cheltenham, GL52 7DQ





ENGINEERING
ON FIRE

CHILLIPENGUIN
STOVES

WWW.CHILLIPENGUIN.CO.UK

e: stoves@chillipenguin.co.uk  Call us on +44 (0)1758 721 247



charnwood

EXCEPTIONAL CLEAN-BURN STOVES

01983 537780 CHARNWOOD.COM





ICID PLUS
Now with a Lifetime* Guarantee

SCHIEDEL
RITE-VENT

Have you made
the connection?

- Designed for the stove market
- Available in two stunning finishes
- Highly insulated
- Simple to fit



Join us on Facebook
SchiedelUK

Made from high quality stainless steel, ICID Plus makes a beautiful addition to any home. It's as beautifully simple to fit and install as it is to behold. ICID Plus is available in two stunning finishes: black and stainless steel.

Now comes with a Lifetime Guarantee
Please see online for Terms & Conditions

To find out more, visit us at
Schiedel.co.uk

Wood burning stoves, what's happening?



By the year 2022, all newly designed wood burning stove appliances that are verified by HETAS must meet the new requirements to be cleaner and more efficient to help tackle the major sources of air pollution in the UK. Capital Fireplaces are committed to meeting the future stringent efficiency and emission limits sooner than is required. Therefore we are proud to launch our new range of A+ ERP 2022 compliant stoves. Homeowners with a Capital ECO stove will reduce emissions by at least 85 per cent when compared to open fires and non-defra exempt stoves.

www.capitalfireplaces.co.uk


Upgrade for The Bond Works



AET Flexible Space have just completed a major upgrade of the underfloor air conditioning system at a historic building located in the Clerkenwell area of London, The Bond Works building at 77-79 Farringdon Road. AET Flexible Space were successful in their bid to upgrade the existing downflow unit controls and replace all fan terminals on the six refurbished floors with AET Fantiles. The Fantile units feature integrated controllers where users can personally adjust fan speed and temperature to suit their own comfort.

01342 310400 www.flexiblespace.com

Prepare for the joy of winter with a new DRU designer gas fire



As this year's glorious summer fades from our memories, our thoughts turn to autumn and winter and how to introduce stylish design as well as warmth and comfort to our homes. New fireplace design and technology means that gas fires are no longer simply functional heating appliances, but bring a touch of class to any home, with their innovative designs and beautiful flame pictures. DRU Fires is a company that has been in business since 1754. Now, in the 21st century, it produces some of Europe's finest gas and wood fires and stoves, together with some interesting new renewable energy appliances. Top of the range are the DRU Maestro and Metro series of built-in contemporary gas fires. They come in a variety of sizes, capacities and styles, including front view, two-sided, three-sided and even see-through tunnel fires. If your preference is for a more traditional fireplace, but your home has no chimney, why not investigate the new DRU Global cavity wall gas fire? This ingenious model fits neatly into your brick wall cavity with a discreet terminal on the outside wall. A matching slimline fire surround and hearth completes the classic fireplace look.

0161 793 8700 www.drufire.com

**CAPITAL
FIREPLACES**
LEADING SUPPLIER OF LUXURY FIREPLACES
www.capitalfireplaces.co.uk



PICTURED: TL830 CORNER GAS FIRE | ENERGY RATING: A

INSPIRED DESIGN. CREATED FOR LIVING.



Cistermiser launches innovative temperature monitoring system LinkThru



Intelligent washroom controls and water efficiency specialist Cistermiser has launched LinkThru, the groundbreaking temperature-monitoring platform that is set to change the way hospitals and healthcare facilities manage infection control. Using a specialist PropTech solution from Spica Technologies, LinkThru automatically checks the water temperature and flow activity in pipework systems every ten seconds, transmitting the results into a secure cloud application. Users can quickly access the information from anywhere via a device such as a computer, tablet or smartphone and take corrective action if needed. This invaluable 'real-time' data replaces the need for a labour-intensive monitoring system where estates personnel are required to take frequent manual temperature checks around a building's system. Getting this vital data quickly and efficiently is a significant time-saving over manual systems. The information gathered is then used to alert users to high-risk water temperatures, which can be a critical indicator for the potential for growth of water-borne bacterium such as pseudomonas aeruginosa and legionellosis (legionella).

0118 969 1611 www.cistermiser.co.uk

Offsite solutions awarded



Offsite Solutions, one of the UK's leading bathroom pod manufacturer, has been awarded an £8m contract by Berkeley Homes for the offsite manufacture of more than 900 high specification bathrooms for the 68-storey Valiant Tower at South Quay Plaza – a landmark development in the historic London Docklands. The contract is

the UK's largest bathroom pod contract for a single residential scheme and the highest value project to be awarded to Offsite Solutions in the history of the company.

info@offsitesolutions.com

Why beauty lies beneath the surface



Beauty may only be skin deep, but when you're creating wet rooms and shower areas, it's an attribute that applies to every single square inch of your project. And believe it or not, it's actually the systems that sit beneath all of the

finishing touches which is where true beauty lies. In On The Level's experience, delivering wet rooms and shower areas that shine on all levels involves looking far beyond the 'look and feel' element. All On The Level wet rooms, both standard and bespoke, are delivered to exacting standards which help ensure, among other things, that the projects are 100 per cent watertight, fit for purpose and built to last.

info@onthelevel.co.uk



PHOENIX
PHOENIX BALUSTRADING

High Quality Balustrade & Handrail Systems at Affordable Prices

To discuss your requirements
01922 740022
sales@phoenixbalustrading.co.uk
www.phoenixbalustrading.co.uk



YOUR PERFECT PARTNER

all the style with no compromise on practicality

Part of the **dp**-specialist range, Decorative Panels Lamination are now stocking Serica matt PVC's by Alfatherm. The captivating and silky finish gives the surface a real wow effect both to the touch and to the eye. Extremely robust, incorporating anti-scratch and anti-fingerprint technology, Serica is designed to cover all types of furnishings in homes, offices and stores and is an excellent choice for exhibition contractors and specialised projects.

One of the main advantages Serica has over other matt products on the market is its ability to be repaired. Serica surfaces do have anti-scratch properties but in case micro-scratches occur, the surface can be easily repaired with thermal heating. A simple iron can be used to renovate the surface and give it a new life.

Available laminated on MDF and dp-lite Hollowcore board. The Serica surface is extremely flexible and can also be used for membrane pressing and profile wrapping.

**SURFACE
MATERIALS
SHOW** 9-11 OCT 2018
NEC | BIRMINGHAM

REGISTER & VISIT US AT: STAND M240

UK
CONSTRUCTION
WEEK | 2018

SERICA[®]

LA NUOVA FRONTIERA



Silky touch



Anti-fingerprint



Scratch resistant



Super matt finish



Easy repair

Contact us for more information.

Century House, Premier Way, Business Park,
Elland, West Yorkshire, HX5 9HF

T: +44 (0) 1484 658341 E: info@decorativepanels.co.uk
www.decorativepanels.co.uk


Safety & Versatility Built-in



Where healthcare space is at a premium and service users display a variety of physical, emotional and mental needs, a cost-effective showering solution is the dual-mode pre-plumbed thermostatic shower panel from **Horne Engineering Ltd.** Featuring an integral automatic flow diverter and ligature resistant head and controls, it facilitates unsupervised showering for able-bodied users (water flows via the fixed vandal resistant shower head at the top of the panel) and assisted showering via the detachable 2 metre hose and single function handset. This robust and versatile design optimises available shower space whilst also benefitting from increased usage and cold water turnover, which is good news for the FM team for maintaining water quality and controlling Legionella. For Building Regulations DOC M compliance, the shower can be supplied with BS 8300 standard lever controls and a wall mounted riser rail with handset holder. As a pre-plumbed and surface mounted assembly, it's very easy to install and, when in possession of the correct tools, relevant components are also easily accessible for (valve) performance testing and routine maintenance.

01505 321 455 goo.gl/ok8EDC

Full Knauf Ceiling System specified on iconic St Andrews Hotel



When it was decided the world-famous Old Course Hotel in St. Andrews would have a multi-million pound facelift, only an exceptional product would be up to the job. The new Kohler Waters Spa is the first of its kind outside the USA and features 13 treatment rooms, a 20m indoor swimming spa pool, hydrotherapy pool, cold plunge pool, steam room and rooftop garden with hot tub. The **Knauf AQUAPANEL® Indoor Ceiling System** was the perfect solution for the leisure centre extension, an environment in which ceilings are exposed to large amounts of moisture, chlorine and salt. All components of the Knauf AQUAPANEL® Indoor Ceiling System are engineered and tested to withstand the most challenging wet conditions. Another product was initially specified at the outset, however the main contractor, who was experienced in using Knauf products had recommended the use of the complete Knauf AQUAPANEL® Indoor Ceiling System which included the suspended Knauf C3 ceiling metal components and Knauf AQUAPANEL® SkyLite. Sedley Place Architects added: "We were happy with the performance of the Knauf products on the project."

01795 424499 www.knauf.co.uk



PHOENIX

COOKE BROTHERS

01922 740011

sales@cookebrothers.co.uk

www.cookebrothers.co.uk

HIGH PERFORMANCE IRONMONGERY

ORDER ONLINE

www.cookebrothers.co.uk



CONCEALED FLUSH DOOR SYSTEMS

With a frameless door system, the door leaf and the wall amalgamate into each other creating a seamless door finish.



SLIDING DOOR SYSTEMS

Equal Sliding Door Systems
Soft Close
Wood or Glass Doors
Frameless Door System
Modular – Supplied in Kit Form
Contemporary Design



New Heavy Duty Accessories for Yeoman Shield Protection Rails

With over 50 years of experience in the wall & door protection industry, Yeoman Shield continually assesses and develop their products based on not only their own knowledge, but also feedback received from customers.

Always keen to problem solve Yeoman Shield responded to customers who wished to use 200mm, 125mm Protection Rail, or



the Guardian Twin Handrail in areas of heavy traffic, where vulnerable corners and wall surfaces were being hit by very heavily laden or motorised vehicles and equipment.

"Whilst our standard PVCu injection moulded accessories are more than capable of warding off general, everyday blows, in certain circumstances where the traffic is exceptionally heavy and continuous an alternative, more durable option is required"

"This led us to designing and manufacturing alternative 200 mm and 125 mm rubber accessories to solve this problem, all of which are compatible with the profiles mentioned above" Commented Yeoman Shield's Sales Director, Stuart Russell.

Manufactured solely from EPDM rubber, which is a dense and abrasion resistant compound, results in the new accessories being capable of absorbing heavy blows – perfect for use in areas such as service corridors, warehouse, manufacturing facilities, etc. – in fact anywhere that has



the traffic of heavily laden trucks and trolleys passing through on a daily basis.

To receive product information, costings or if you would like to request a site survey from an Area Sales Managers, then please contact Yeoman Shield.

0113 279 5854
sallyann@yeomanshield.com

BETTER LOOKING - MAINTENANCE FREE
COST-EFFECTIVE
WALL AND DOOR PROTECTION

Improve the performance of
your interiors by ending costly
re-painting and repair.


**YEOMAN
SHIELD**
WALL & DOOR PROTECTION

*making business a pleasure
for over 50 years*

for more information call 0113 279 5854
or email sallyann@yeomanshield.com

www.yeomanshield.com

INVISTA Antron carpet fibre and Burmatex help to play a supporting role



INVISTA Antron® carpet fibre, featuring in Hadron carpet tiles from Burmatex, now provide the reception, waiting room and adjoining corridor areas of Bolton Hospice with a welcoming floorcovering that embraces the need for durable and easy to look after surface. Hadron carpet tiles were chosen as part of a refurbishment to the building, with the striking purple highlights found in the Violet colourway used as an accent to reflect the feature colour found on walls and within furniture. Inspired by the scientific imagery of particles accelerated in the Large Hadron Collider, the structured loop pile carpet tile features a multi-tonal grey base cloth interspersed with linear flashes of brilliant colour; a design made possible by Antron® Lumena™ carpet fibre. With a cross-section that reduces the appearance of soiling, alongside a strong and tight molecular structure that stands up to wear and makes it difficult for dirt to stick, Antron Lumena carpet fibre is ideal for use in high-performance carpet tiles such as Burmatex's Hadron. Made from 100 per cent Antron Lumena carpet fibre, Burmatex Hadron is available in 17 colours, coordinating with other products from the manufacturer.

www.invista.com

New Cavalio collection from Polyflor



The new Cavalio collection from Polyflor brings stunning flooring solutions to any interior with three distinct collections; CONCEPTLINE, PROJECTLINE & LOC. The fantastic array of designs on offer, along with a combination of product

durability and installation methods, ensure Cavalio is the ultimate flooring choice. The Cavalio collection of authentic wood and stone effect designs successfully enhance the appeal of natural materials alongside the resilience of vinyl flooring. With such comprehensive options on offer you're guaranteed to find the perfect design.

info@polyflor.com

Rockfon ceilings deliver luxury



Rockfon acoustic ceilings are installed in a new state-of-the-art health assessment clinic, Preventicum, in Central London. This specialist healthcare provider offers bespoke, in-depth health evaluation and diagnostics

which includes full-body scanning. Rockfon Mono Acoustic offers a unique solution for ceiling design as it combines high acoustic performance with a smooth, white, seamless surface. The Class A sound absorption of our monolithic ceiling significantly decreases echo and reverberation levels, creating a relaxed environment where confidential communication between doctor and client is optimised.

086 030 2730 www.rockfon.co.uk



DeltaBoard DeltaTray



Manufactured in the UK • Installed Worldwide

Luxurious and beautiful bathing environments can be created using DeltaBoard, DeltaTray and PCS Seating Profiles. PCS Products are designed for use as a lining and overlay system for walls, floors and ceilings that require the application of tiles, plaster and flexible rendering coatings. The versatile thermal construction products provide an excellent waterproof solution for any tiling project.

PCS manufacture a diverse range of high performance construction products including pre finished pipe covers, tile backer boards, shower tray formers, flexi panels, tapered panels, tileable seating profiles & more.

For more information visit
www.pcsboard.com.



What's Under Your Tiles?

All PCS products are available through our national network of distributors and stockists.

☎ 01942 820131 🌐 www.pcsboard.com

Endless possibilities in transforming a bathroom into the ultimate boutique hotel experience

In recent years, bathrooms have become more of a wellness area rather than just a place to shower. As people spend more times in their bathrooms, space, accessibility and tranquillity have become top requirements for UK clients.

There is nothing more luxurious and extravagant than a hotel-style bathroom. Sleek, chic and opulent are the ultimate design choices for adding a touch of modern glamour to a bathroom.

Combination of high-end design and practicality doesn't have to mean a compromise on style

Create a luxurious wet room to make the most of a small area and eliminate the trip hazard of a shower frame. The extensive wedi product range does not only include level-access shower elements in 10 designs, from point and linear drainage to the Discreto optical wall drain, but also numerous modular system solutions such as benches for relaxation, practical shelving solutions, partition walls with/without integrated niches in straight or sinuous lines – it has never been easier to stamp one's own personality on the bathroom area without compromising the overall aesthetics.

Nothing nicer than a bathroom that not only looks a million dollars but is also unique.

Practical, stylish and low-maintenance, wedi's tile backer boards are called building boards for their versatility in creating tailor-made bathroom solutions of almost any kind. The only limit is one's imagination: custom made washstands can be constructed as free-standing or floating, partition walls with or without cleverly integrated storage or sinuous shelving, bath cladding that can be set to any desired radii can be brought to life easily with the wide range and formats of wedi building boards.

Create a statement in the bathroom by opting for exciting unusual shapes

Fundo designer shower elements unite creative design with natural shapes and can also be combined with matching wall



elements allowing them to be placed even in the middle of the room! The shower is turned into a feature and becomes the absolute highlight of the bathroom.

High degree of individuality in interior design is vital and wedi is one of the leading providers of unique modular solutions that open up new opportunities. The modular design and numerous individual elements of the creative Moltoromo system allow for countless variations in both placement and design. From a classic dividing wall to an eccentric shower enclosure, nearly every customised wall combination can be created using wedi Moltoromo.

Unlimited design flexibility through wedi's customised building solutions

Technical support and state-of-the-art production technology are two of the strongest areas that sets wedi apart from its competition. From wellness cabins and experience showers through saunas or steam

cabins to footbaths, whirlpools and swimming pools – every detail can be designed exactly to the client's requirements. For example, milled recesses for cables can be incorporated into the individual modules and lighting or sound technology can also be integrated during the manufacturing process. Each product is checked thoroughly during production as well as during quality control. In addition to this, all tailor-made systems are built and tested in the wedi factory before dispatch, to ensure that everything will fit and function precisely on site. wedi provides an all-around support in every phase of the project: from planning and manufacturing, through logistics and delivery, to the construction phase and commissioning on site.

Long-wearing, practical and stylish features, teamed with exquisite extras: the client can luxuriate in style, and in the comfort of knowing they've installed the best.

0161 864 2336 info@wedi.co.uk

An Artistic Uncoupling of Tile at Tate Britain

1,300m² of Schlüter®-DITRA 25 uncoupling membrane is ensuring a crack-free finish for the tile within 2016 Turner Prize nominee Anthea Hamilton's recent commission for the prestigious Duveen Galleries.

One British artist a year is invited to produce a new work for the signature space, which constitutes the heart of one of the UK's most famous art galleries. Hamilton's response, entitled 'The Squash', combines performance and sculpture in an immersive experience.

The installation involved tiling the length of the Duveen Galleries. Contacted by curator

Linsey Young, Schlüter donated its market-leading uncoupling membrane for use beneath the white tiles laid above the galleries' terrazzo floor. The Schlüter®-DITRA 25 was installed and tiled over the days and weeks in the run-up to the exhibition opening on 22nd March. Creating a striking contrast with Tate Britain's neo-classical architecture, the commissioned work will remain in situ until 7th October, following a six-month run anticipated to attract around 700,000 visitors.

The project marks Schlüter-Systems' second involvement with Tate Britain; in 2011, the company was engaged as part of a

£45 million renovation of the Grade II listed Millbank building, led by architecture firm Caruso St John. The renovation involved the creation of new education and events rooms, including the art gallery's Djanogly café and opened in November 2013.

DITRA 25 was again utilised, on this occasion for uncoupling provision beneath agglomerate stone or unglazed porcelain floor tiles, dependent on the rooms and areas in question. Cement-free tile backerboard, Schlüter®-KERDI-BOARD, can be found supporting wall tiling in the WCs and kitchens; Schlüter®-DILEX movement joints, in a number of variants, can be seen within the floors and walls of these areas, helping to maintain crack-free coverings.

Whether supporting a renowned artist through sponsorship or providing solutions for permanent features, Schlüter-Systems is delighted to play a role in the endeavours of Tate Britain.

For more information contact Schlüter by calling or visit their website.

01530 813396 www.schluter.co.uk



Terrazzo: The trend that stands the test of time



Recently it's been seen as a one-hit wonder from the 70s, but terrazzo has in fact been a popular material ever since Ancient Rome and today it's back among the top global design trends. Thanks to the versatility of seamless resin terrazzo flooring, it provides the designers of large commercial facilities with the opportunity to think of the floor area as one massive canvas. Getting creative with the aggregates added in the resin mix also gives designers the ability to tailor the shimmer and shine that's achieved across the floor area. For example, crystal mirror glass, marble, flint, granite and mother of pearl can all be incorporated into a resin terrazzo floor. Thanks to its ability to transform an environment and provide an easy to maintain finish, Flowcrete's seamless resin terrazzo range Mondéco has been installed in a long list of prestigious, high-end locations around the world. In 2017 Leicester Square Kitchen embraced a technological advance in the world of terrazzo. 100 square metres of Mondéco Rapide was applied in and around the restaurant's central bar area. The floor was applied at night, which meant that by the morning it was sufficiently cured.

01270 753000 www.flowcrete.co.uk

Bostik gets top marks for flooring



Bostik has supplied subfloor preparation and adhesive products for use at a primary school. Dave Wilson, Managing Director for Midlands Flooring, commented: "Having previously used Screedmaster Deep, we knew the product was perfect for this situation and would perform to high standards." The Bostik Screedmaster Flow levelling compound was specified as the site had a minimal water supply and the two-part product comes with a polymer liquid, making it much easier to work with. With exceptional flow and smoothing properties, Screedmaster Flow provided a perfect surface on which to lay the decorative floor coverings.

01785 272625 www.bostik-profifloor.co.uk

Matrix medium basin's curved edge



The Matrix Medium basin from bathroom experts Pressalit Care provides invaluable support for the elderly and for those in a wheelchair thanks to two grab handles smoothly cast into the front of the basin. These handles provide a welcome grip for people transferring in or out of a wheelchair, and a safe and secure support for those standing. Pressalit Care has thought of every detail to make this basin indispensable in the bathroom, whether it is to be used by a single user in an en-suite, or indeed in a multi-user situation in a care home or institution.

0844 8806950 www.pressalit.com

magrini baby changing units

Magrini **baby changing units** provide a hygienic and safe place for changing your smallest customers.

The contemporary style incorporates extra-deep sides providing an intrinsic safety barrier and the units have a unique hinge system preventing small fingers from being trapped.

Magrini baby changing units are available in a choice of colours to suit modern commercial washrooms.



tried & trusted by young professionals

safe - strong - stylish



t: 01543 375311 • e: sales@magrini.co.uk • w: www.magrini.co.uk

MODERN LIGHTING SOLUTIONS



Specialists in
GLOBALTM
 & Spot Lighting
 Tel: 0203 805 2288
www.modernlightingsolutions.co.uk

15 years and still taking new steps



Premier Loft Ladders are celebrating their 15th year of supplying the highest quality loft ladders. 2018 marks an exciting year of continued innovation and new products, which includes the Klimatec 160 passivhaus and Isotec loft ladders. Both feature high strength steel ladders and offer superb thermal insulation. Furthermore, the Klimatec 160 is certified for use in passive buildings. Also, both loft ladders have the benefit of fire resistant hatch boxes (the Isotec offering up to 120 minutes protection) and a very high load rating of 250kg per step.

sales@premierloftladders.co.uk

Sleek with no leaks



"A few manufacturers have attempted to create something similar but, in our opinion, Abacus Elements has really nailed it with this clever design making it one of the best wetroom trays we have seen." Roger Bisby, Skill Builder. Designed to create sleek, stylish wetrooms, the Infinity single-fall wetroom tray by Abacus Elements is the only product of its kind on the market today where the slopes of the tray former and drain are fully integrated and sealed. This ensures straightforward design installation of a leak-free, secure wetroom which oozes class.

www.abacus-bathrooms.co.uk

PREMIER
 LOFT LADDERS

15 years
 and still taking
 new steps

Airtight seal (class 4)

Counter-balanced
 for easy operation
 (less than 3 kg
 operating load)

Thermally insulated hatch
 (U value 0.58 W/m²K)

High strength & robust
 concertina ladder
 (load rating of 200 kg/tread)

www.premierloftladders.co.uk/15

+44 (0)845 9000 195 | +44 (0)1394 214 413

Bona finishes specified at new London hotel

Bona Certified Contractors, Timbered Flooring, used Bona products for the installation and finishing of a 20mm engineered, dark fumed oak parquet floor at London's new urban hotel, Assembly London.

Bona D501 primer was applied to the WBP plywood subfloor, and then the parquet blocks were stuck down using Bona R848 silane adhesive. The pre-wirebrushed blocks were then finished with Bona Craft Oil 2K (Frost) and buffed back again to achieve a white limed effect in the grain – which also took away some of the darkness of the fumed oak. Two coats of Bona Traffic HD (silk matt) lacquer – Bona's most durable polyurethane finish – was then applied to provide the hard wearing surface required in the busy bar area. The fast curing time of both Bona Craft Oil 2K and Bona Traffic HD enabled the Timbered team to work within a tight timetable.

Timbered Flooring's Laurence Warburton said, "We also provided a maintenance specification to the client which included regular cleaning with Bona Cleaner and an



annual rebuffering and resealing with Traffic HD. Following a maintenance regime like this means the floor will always look good and the expense and downtime caused by sanding it back to bare wood will be avoided."

Bona Craft Oil 2K is available in a range of 11 standard colours as well as custom shades which can be mixed on request. Already a hard wearing finishing treatment when used on its own, the oil can also be overcoated with any version of Bona Traffic to provide

ultimate durability – a useful option for busy public areas like Assembly London's rooftop bar space.

Opened in May 2018, Assembly London is located in the centre of the city's thriving West-End. Fun, sophisticated and playful, the hotel gives everything that matters for a great night's sleep!

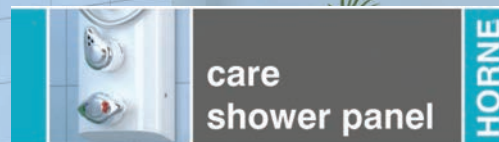
01908 525 150
www.bona.com

Horne Shower Panels for all care environments including hospitals, specialist homes, home adaptations and Changing Places facilities

- + Safe, accurate temperature control
- + Visual contrast between components aids sight
- + Specialised levers - easy to turn and helpfully marked
- + Minimal effort required to adjust riser handset holder
- + Robust riser bar doubles as supportive grab bar
- + Very quick and easy to install, clean and maintain

Safe, Comfortable, inclusive showering from Horne

tel: +44 (0) 1505321455
web: www.horne.co.uk



CAVALIO

EXCEPTIONALLY STYLISH FLOORS

THE NEW COLLECTION

Enjoy a wealth of exciting new designs, plus all **PROJECTLINE** shades are available in **LOC**, an all new interlocking flooring system.

FREE SAMPLES >> 0845 345 5405 >> cavaliofloors.com

Part of James Halstead plc

James Halstead
FLOORING

The enduring warmth of wood

Katherine Mathews of Kährs UK explains why engineered wood comes out on top for a great looking, hard wearing floor covering that can offer the ‘human touch’ to interiors

Despite its having been used for centuries, many architects and designers are saying that wood is the building material of the future. There are many reasons for this. The most important, of course, is that it is more environmentally friendly than most other building materials. Wood plays an important part in counteracting climate changes. According to the European Commission, an increased use of wood products stimulates the planting of new forests, while bringing down carbon dioxide emissions.

But there are many other aspects to why wood is the preferred material of professionals. Wood floors are physically warmer, but they also have a way of softening a whole interior, and providing a human feel in an increasingly high-tech world. Frank Lloyd Wright summed it up with his famous quote ‘Wood is universally beautiful to man. It is the most humanly intimate of all materials’.

A key trend across the industry this year has been the notion of “bringing the outside in”, and it has become more important than ever to be able to do so, but in a sustainable and ethical way; all while still meeting requirements of the project design brief.

As with all components of an interiors project, there is plenty of choice when it comes to finding a suitable floor covering, and many choices for floor coverings which are made from natural wood, such as solid wood, or those which mimic the appearance of natural materials, including various laminates and LVTs (luxury vinyl tiles) available on the market. Engineered wood is a ‘real’ wood solution, which readily embraces the realness of nature, cracks and knots and all, but with added strengths where other floor coverings may fall short.

The sustainability of engineered floors is second to none. With a multi-layer format, engineered wood designs have a composition, which ensures all the raw material is used in the most efficient way. With middle layers comprising fast-growing



spruce or pine, this ensures no prime species, such as oak, are wasted underneath the locking joint and never seen. The genuine wood top layer shows off the natural beauty of the wood and all of its characteristics.

These engineered designs can (and should) also be accredited with environmental recognition, such as FSC and PEFC certifications, in the same way as solid wood designs. It's always important to check that the wood supplier is sourcing the material ethically.

Stability and flexibility is another tick in the box for engineered wood. Wood was designed by nature to be a great insulator, with thousands of air chambers per cubic inch. In fact, wood offers seven times better



Many popular engineered designs today embrace all of the natural features of wood including knots and cracks

insulation than ceramic tiles and is much warmer than plastic laminate or thin vinyl floors – naturally. With the additional temperature stability from a multi-layer format, engineered wood designs are also able to work alongside underfloor heating systems, meaning no more radiators getting in the way of interior design.

With hundreds of different styles, from patterned one-strip to three-strip light to dark, in an array of species, and with different surface treatments spanning high gloss to oiled, all the way to on-trend ultra-matt – engineered wood has the solution to any design brief. Whether your client seeks a sleek and contemporary floor or something expressively rustic, there's plenty of choice to achieve these extremes of interior styles, and everything in between.



Many popular engineered designs today embrace all of the natural features of wood including knots and cracks, and the characteristics of the wood can be enhanced further with craftsmanship such as handscraping, brushing, and even bespoke features such as saw marks and butterfly joints. On the other side of the spectrum, are designs which limit these features for a more minimalistic, uniform, finish.

When it comes to the install itself, engineered wood continues to be flexible and can be floated or glued depending on the requirements. Wood accessories including mouldings, skirtings and stairnoses can be used to finish off the floor and complete the room.

With so many floor coverings available today, it can often be confusing to navigate and find the ideal solution for a commercial or residential project while considering everything from design, sustainability, ease of install and stability. Engineered wood comes out on top, as the natural choice for a great looking and hardwearing floor, to be enjoyed for many years to come.

Katherine Mathews works in the PR & Communications team at Kährs UK



Leading the way in wet room services

Natural, sustainably sourced materials that provide you with durable and fully waterproofed foundations, OTL wet room systems come with peace of mind as standard.



Your Perfect Partner




Dive beneath the surface of your bathroom to **reveal the real beauty.**

#BeautyLiesBeneath
www.onthelevel.co.uk

Artisan Panel doors for luxury apartments

Specialist door manufacturer, Ahmarra have supplied bespoke panel doors for a number of striking high-end residential properties.

'The Pentagon' is a boutique collection of five superior three-bedroom apartments built by renowned developers, Yogo Group. Located in Hadley Wood, Hertfordshire, these beautiful homes are the very definition of luxury living, as well as Ahmarra's internal



doors, each apartment has been uniquely interior designed throughout, from wall and ceiling finishes, mood lighting and bespoke designed kitchens and bathrooms. Ahmarra worked closely with Yogo Group to select Blenheim panel and flush doors in an Ebony Ash stain.

Ahmarra have also supplied bespoke panel doors for 'Arts House', an exciting new development in Kensington for CC Construction. Windsor 3B panels doors were selected in 'blue grass' and 'bone white' factory painted finishes.

All doors were selected from Ahmarra's Artisan Panel Door Collection. This bespoke range of panel doors includes stunning designs from Ahmarra's latest projects which have featured in some of the most prestigious residential developments in the UK.

The Artisan range has been designed specifically for architects, developers and interior designers working in the luxury residential sector and offers a wide



choice of door and panel designs and additional joinery components.

Proud to fly the flag for British craftsmanship, the Artisan Panel Door Collection offers the very best quality in terms of design and materials.

02392 389076
www.ahmarra.co.uk

Altro flooring brings enchantment



Altro Orchestra™ smooth flooring has been used to create two child-friendly woodland-themed reception and play areas as part of a refurbishment in Milton Keynes Hospital Paediatric Emergency Department. Altro Suprema™ safety flooring was also fitted in

the new unit's observation areas, treatment bays, examination rooms, and toilets. It offers comfort underfoot making life easier on the feet, and with a palette of 40 colours and designs – varying from calming neutrals reflecting tones of nature to vibrant shades – it creates the right atmosphere every time.

01462 489 516 www.altro.co.uk

Expona Simplay offers speedy solution



Expona Simplay loose lay luxury vinyl tiles from Polyflor have formed part of a creative working space for video game developer Ubisoft's office in Newcastle-upon-Tyne. The American Oak design is a classic oak with bevelled edges that perfectly complements the office's bright, bold and modern interior design scheme. Quick to install, these loose lay tiles were the ideal choice for fitting alongside carpet tiles which were used in other areas. The Expona Simplay collection of loose lay vinyl tiles and planks offers 40 authentic wood, stone and textile effects.

0161 767 1111 www.polyflor.com

BLANCO introduces new sink



Traditional farmhouse style with a modern twist; BLANCO VILLAE ceramic sinks and VICUS® taps are the latest additions to the BLANCO family. Designed for both traditional and modern design schemes, the sinks come in three bowl formats. The large

795 single and 795 double bowl require standard apron installation, while the one-and-a-half bowl, VILLAE 340/180-U, can be both inset and undermount. The sinks are stain and acid resistant, colour-safe and fully heat resistant. The surface is also 100 per cent hygienic, suitable for food preparation and perfect for easy maintenance.


www.blanco.co.uk

Clean paint solutions from Crown Trade



Crown Trade has extended its Clean Extreme range to offer specifiers a trio of high performance products to help combat the common problems of dirt, mould and bacteria. The water-based range offers three quick drying and low odour solutions to creating clean and hygienic surfaces and features Clean Extreme Anti-Bacterial Scrubbable Matt, Clean Extreme Stain Resistant Scrubbable Matt and Clean Extreme Mould Inhibiting Scrubbable Matt. The full Clean Extreme range is also available in a high performance, stain-resistant, durable and washable Acrylic Eggshell mid sheen finish.

www.crownpaintspec.co.uk



PROBLEM SOLVED

Schlüter®-UNCOUPLING

When specifying uncoupling, you need a system you can trust.

Our **Schlüter®-DITRA** range has been the proven market leader with the original, trusted uncoupling system for over 30 years.

With other benefits such as waterproofing and sound reduction, the **Schlüter®-UNCOUPLING** portfolio is suitable for use in commercial and residential installations with tile and stone coverings.

Backed up by expert technical support, whenever, wherever you need it.

Making the decision to choose Schlüter-Systems even easier.

To find out more call 01530 813396 or visit www.schluterspecifier.co.uk



University Campus Square Transformed with Creative Hard Landscaping

Charcon Hard Landscaping, a division of Aggregate Industries, has completed the development of a central campus square to provide a multi-use outdoor venue at the University of Leicester.

The project, which was part of a wider scheme to renovate the area, saw the Fielding Johnson car park transformed into a public space for students and staff, offering the opportunity to hold a wide variety of events. Charcon was appointed for the job to provide a robust solution which would add visual appeal to the campus.

Over 1,500m² of Andover Textured Block Paving in Mid Grey, Silver Grey, Pink Granite and Heather Porphyry was specified for the main central square, having been carefully selected to complement the architectural styling of the campus. A combination of sliver grey concrete aggregate paving was selected for the square, with deeper colours also chosen to add depth.

Perfectly suited to high volume pedestrian

areas, the Andover Textured Block Paving offers exceptional durability whilst incorporating uniquely formulated Cornish aggregates to provide both enhanced performance and superior aesthetics.

The upgraded square, which was designed to create an open space with clear access routes to the surrounding campus buildings, is now being used as a shared area for socialising, relaxing and studying. Since completion, the space has hosted Christmas markets, career festivals and Freshers' Week activities.

Mark Bodman, Director at Barry Chinn Associates, said: "We specifically chose Charcon as opposed to other key manufacturers of hard landscaping as we felt the quality of product successfully met our precise brief. The Andover Textured Block Paving lent itself extremely well to the project as it seamlessly accompanied the surrounding campus aesthetic."

Clinton Young, National Specification



Manager at Charcon, said: "This project demonstrated our capabilities perfectly and we're delighted that we have been able to deliver a full solution to the University of Leicester and we hope that the transformed space can be used to its full potential."

01335 372 222 www.charcon.com

Super pub terrace gets new super surface



Boasting a vast 750m² wrap around roof terrace, a 'Super Pub' in the coastal town of Ramsgate demanded a new high quality flooring system to cope with its customer footfall and safety under foot throughout the year. Utilising the high performance, Levato

Mono Porcelain Paving Tile flooring system, Surface 360 (formally known as The Deck Tile Co) successfully installed their timber effect porcelain 'planks' supported by their unique height adjustable pedestal system, to provide the ultimate aesthetically pleasing and slip resistant rooftop terrace floor for the pub.

www.surface360.co.uk

C-TEC launches new Sounders and VADS



Life-safety systems manufacturer, C-TEC, has launched its own range of conventional Sounders and Visual Alarm Devices (VADs). Cost-effective, easy-to-install and fully compatible with C-TEC's CFP, FP, MFP and EP203 conventional fire panels, the new

ceiling, wall and open class audio-visual alarm devices are LPCB-certified to EN54-3 and 23 and offer great sound output, superb illumination and low current consumption. ActiV Sounders and VADs can also be used on the conventional sounder circuits of a C-TEC XFP or ZFP addressable fire panel.

www.c-tec.com

FRONTIER PITTS
PROTECTING YOUR WORLD
WWW.FRONTIERPITTS.COM

Secured by Design
Official Police Security Initiative

LPSI 175 SR2 & SR3
Platinum Bi-folding & Sliding Gates

LPCB
ROD
BROOK

Friendly Hauraton surface drainage system installed

The new Dogs Trust Manchester Re-homing Centre includes kennels for 61 dogs with abundant space allocated for indoor and outdoor dog exercise areas. The Centre's buildings are designed to provide visitor friendly facilities for training sessions and demonstrations on how to improve dog behaviour. Visitors will also be able to learn more about different breeds and their responsibilities as owners.



Of course, keeping the kennels and exercise areas clean, fresh and hygienic is a major consideration in the design of such a facility. Contractors McPhillips were keen to provide the best possible surface water drainage system, so asked Hauraton to supply their recommended channels for trial at the Trust's Loughborough Centre. Hauraton specified FASERFIX® KS 100 channels fitted with FIBRETEC® moulded gratings. The test installation proved very successful and with everyone liking the product, the KS surface drainage system was chosen for the Manchester project.

FASERFIX® KS channels are made from Fibre Reinforced Concrete (FRC), and for this project, were specified with stainless steel pressings permanently moulded along their exposed top edges making the whole unit resistant to any cleaning fluids used.

The material, PA-GF is used to make the FIBRETEC® grating. This was developed by Hauraton some years ago and has proved



itself in numerous demanding drainage applications. The fibre reinforced plastic moulding is corrosion resistant and offers high stability and huge strength for its weight. Indeed the Class C250 (BSEN 1433) 8mm slotted grating, can take the weight of a commercial vehicle if necessary. With emphases on detailed design, the grating is very appropriate for use in areas where a visually appealing and chemically resistant product is important.

Each channel assembly features the company's patented SIDE-LOCK boltless fixing system which allows for quick fitting or removal of the gratings. For example, 10 metres of 0.5m long gratings can be fitted or removed in about 70 seconds – a big advantage if the channels need clearing.

01582 501380 www.hauraton.co.uk

The Professional's Choice

OWATROL
COATINGS UK

Professional Wood Care
Protection, Not Just Decoration

Restore & Repair

Prepare & Protect

Decorate & Finish

www.owatrol-direct.co.uk 01582 592707

Kingsway Regeneration is Resi-fixed!



As part of the £12 million Kingsway Infrastructure Project regeneration scheme, Swansea Council have utilised Resiblock's patented polymeric jointing sand Resiblock Resifix. Resiblock Resifix is being utilised across the

entire 6,100m² site to help prevent de-stabilisation of the Marshall La Linea Pavers that were being used in the project. Phases One and Two of the paving were installed with Resiblock Resifix in June and July of 2018, with the final phase expected to be completed in the Spring of 2019.

mail@resiblock.com

Latest news, views and more



If you like to be kept informed of all the latest news, views, and promotions for the architectural community, the ADF email newsletters can offer you regular updates straight to your inbox. The weekly Editor's Choice newsletter includes top news stories curated by the ADF editorial team, while the

monthly CPD Focus and fortnightly ADF Newsletter offer updates on products, services, events, and learning opportunities available from a wide variety of manufacturers and suppliers.

www.subscribepage.com/adf

CLASSIFIED & DIRECTORY

ADHESIVES

BAL
Tel: 01782 591100
www.bal-adhesives.co.uk

ADVICE & INFORMATION

NHBC
(National Housebuilding Council)
Tel: 0800 035 6422
www.nhbc.co.uk

AIR MOVEMENT SPECIALISTS

Swegon Air Management Ltd
Tel: 01746 761921
www.swegonair.co.uk

CANOPIES & STRUCTURES

Sunshade Services
Tel: 01782 398848
www.sunshadeservices.co.uk

CLADDING & FACADES

FunderMax UK
Tel: 07852 867472
Tel: 01501 515005
Paul.hughes@fundermax.biz

COLUMN CASINGS

Encasement
Tel: 01733 266 889
www.encasement.co.uk

CURTAIN WALLING

Comar Architectural Aluminium Systems
Tel: 0208 685 9685
www.comar-alu.co.uk

DAYLIGHT & SUNLIGHT SOFTWARE

MBS Survey Software Ltd
Tel: 020 3176 0984
www.surveymbs.com

DOORS & WINDOWS

Garador Ltd
Tel: 01935 443 722
www.garador.co.uk

DOORS & WINDOWS

ID Systems
Tel: 01603 408804
www.i-d-systems.co.uk

ENTRANCE SOLUTIONS

Record UK Ltd
Tel: 01698 376411
www.recorduk.co.uk

FIRE PROTECTION

Envirograf
Tel: 01304 842555
www.envirograf.com

GLASS & GLAZING

Senior Architectural Systems Ltd
Tel: 01709 772600
www.seniorarchitectural.co.uk

Structural Glass Design Ltd
Tel: 0333 577 7177
www.structural-glass.com

GREEN ROOFS

Optigreen Ltd
Tel: 0845 565 0236
www.optigreen.co.uk

HEATING & VENTILATION

AEL Heating Solutions
Tel: 01928 579068
www.aelheating.com

INSULATION

Websters Insulation
Tel: 01405 812682
www.webstersinsulation.com

LANDSCAPING & EXTERNAL WORKS

Wykeham Mature Plants
Tel: 01723 862406
www.wykehammatureplants.co.uk

LIGHTING

Lumisphere Lighting Solutions
Tel: 01245 329999
www.lumisphere.co.uk

OAK PRODUCTS

Antique Buildings Ltd
Tel: 01483 200477
www.antiquebuildings.com

MODULAR BUILDINGS

Wernick Buildings
Tel: 0800 112 4640
www.wernick.co.uk

PRECAST CONCRETE

British Precast
Tel: 0116 232 5170
www.britishprecast.org

PUMPING STATIONS

J T Pumps
Tel: 0844 414 5800
www.jtpumps.co.uk

R&D TAX CREDITS/PATENT BOX

MCS Corporate Strategies Ltd
Tel: 01926 512475
www.mcs-corporate.com

RADIATION SHIELDING

Midland Lead
Tel: 01283 224 555
www.midlandlead.co.uk

RAINWATER SYSTEMS

Aluminium Roofline Products Ltd
Tel: 0116 289 4400
www.arp-ltd.com

Yeoman Rainguard

Tel: 0113 279 5854
www.rainguard.co.uk

ROOFING

Liquid Roofing and Waterproofing Association (LRWA)
Tel: 0207 448 3859
www.lrwa.org.uk

Midland Lead

Tel: 01283 224 555
www.midlandlead.co.uk

SAP & SDEM CALCULATIONS

EAL Consult
17 Dobree Ave, London
NW10 2AD
Tel: 0208 930 5660
info@ealconsult.com
www.ealconsult.com
EAL Consult specialise in Building Regulations Part L compliance, SAP, SBEM, Thermal Bridging, BREEAM and Energy and Sustainability reports for obtaining planning permission, CPD training

SOLAR SHADING (BRISE SOLEIL)

RENSON®
Tel: 01622 754 123
www.rensonuk.net

STAIRS & BALUSTRADES

Railing London Ltd
Tel: 0208 566 6750
www.railinglondon.com

STONE PAVING

Stone Heritage Sales Ltd
Tel: 01629 650647
www.yorkstoneheritage.co.uk

STREET FURNITURE

Contenur UK Ltd
Tel: 01282 604400
www.contenur.com

WINDOW CONTROLS



adf
architectsdatafile.co.uk

WEBSITE

The ADF website is an online provider of past and present products and news items for the architect or specifier. www.architectsdatafile.co.uk is a one-stop source for all the latest press releases providing any visitor with access to information about products and services that they may require for their project as well as news relevant to architectural developments.

NEWSLETTER

The fortnightly ADF email newsletter is designed to provide you with the latest products and services, direct to your inbox. You can quickly gather a snapshot of information from up to 12 carefully selected companies and easily follow links through to further information on the website or go directly to the company's website. Go to the ADF website to subscribe.

DIGITAL ISSUE

The ADF digital issue provides all the same content as the print issue with the added advantage of being instantly available whenever and wherever you have access to the internet. In addition to its ease of access, the ADF digital issue gives direct links to advertisers, allowing you to visit a potential supplier's website with the click of a mouse. Subscribe on the ADF website.

Promat

Guidance in design and specification stage



Part one of the **SYSTEMGLAS® 360° Wheel of Assurance**: Promat UK offers guidance in the design and specification stage for maximum traceability.

Promat SYSTEMGLAS® Celare: The fully concealed **PROMATECT® H** calcium silicate framed butt jointed fire resistant glazing system is designed to offer a contemporary appearance and maximise light transmission throughout buildings.

Find out more at promat-glass.co.uk/systemglas-celare.

Promat SYSTEMGLAS® Celare. Specified for a reason®

Promat UK Ltd | 0800 588 4444 | sales@promat.co.uk | LinkedIn: Promat

etex industry